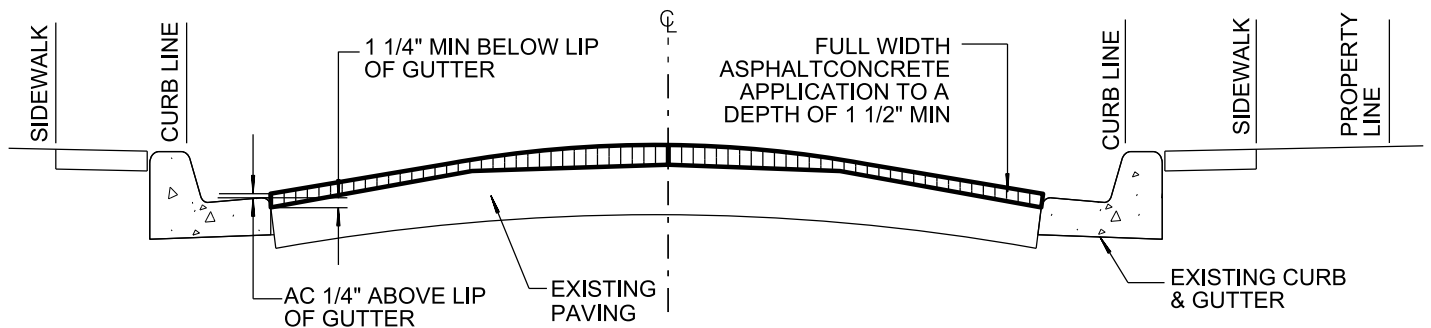


TYPICAL 6' EDGE COLD MILLING DETAIL



TYPICAL ASPHALT CONCRETE OVERLAY PAVEMENT DETAIL

NOTE:

SEE SHEET 2 FOR FULL WIDTH COLD MILLING & ASPHALT CONCRETE OVERLAY - TYPE B

REVISION	BY	APPROVED	DATE
ORIGINAL	KA	J. NAGELVOORT	01/12
UPDATED	JL	J. NAGELVOORT	05/18

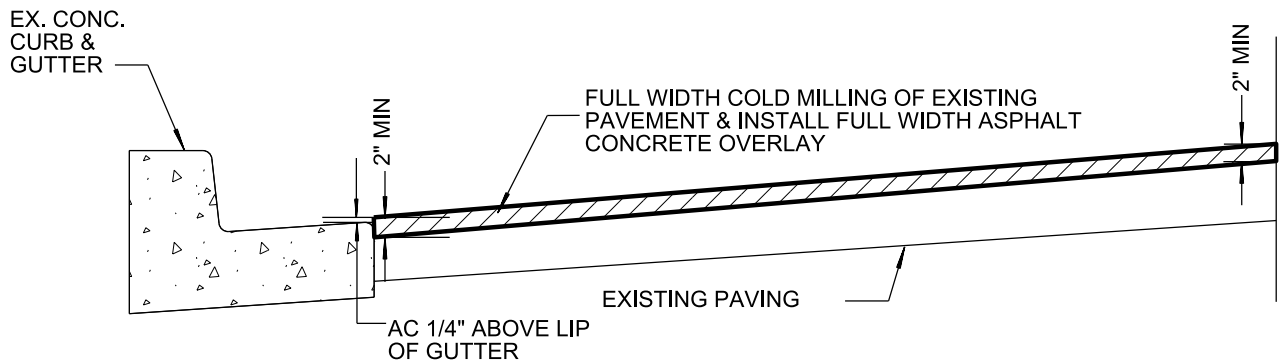
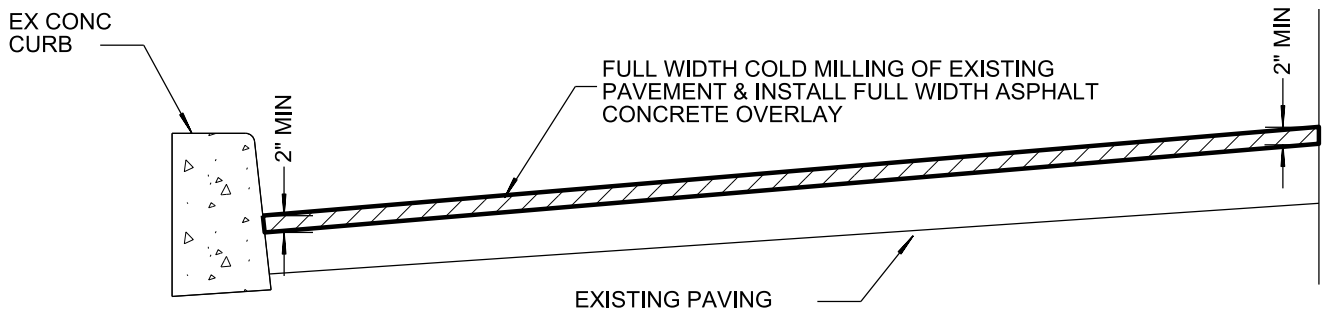
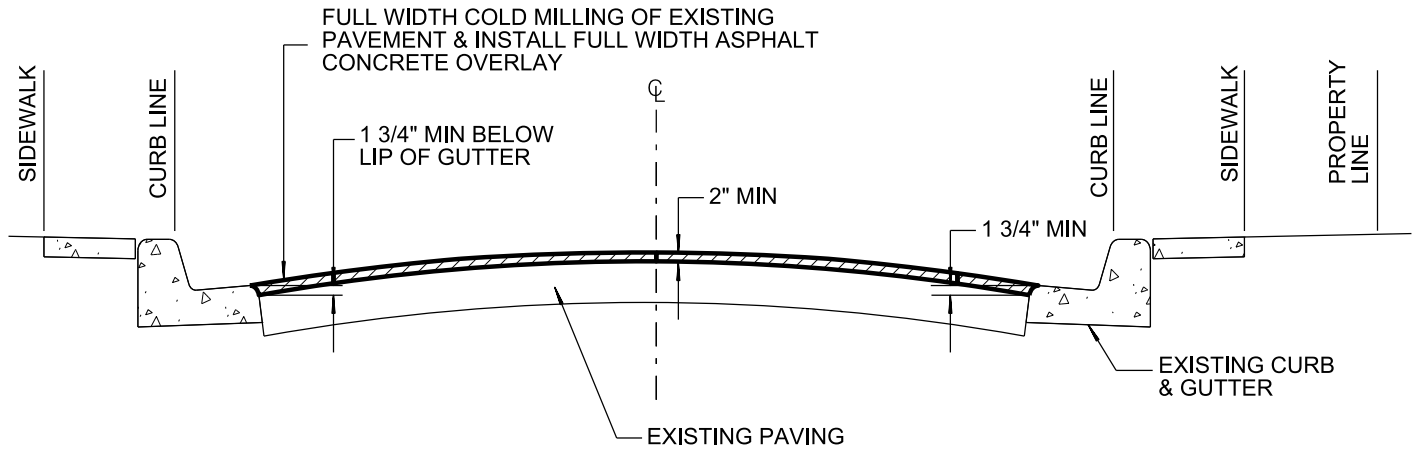
CITY OF SAN DIEGO – STANDARD DRAWING

**COLD MILLING & ASPHALT
CONCRETE OVERLAY - TYPE A
(6' EDGE COLD MILL)**

RECOMMENDED BY THE CITY
OF SAN DIEGO STANDARDS COMMITTEE

CA Hungea 5/23/18
COORDINATOR R.C.E. 56523 DATE

DRAWING NUMBER **SDG-106**



TYPICAL FULL WIDTH COLD MILLING & ASPHALT CONCRETE OVERLAY PAVEMENT DETAIL

REVISION	BY	APPROVED	DATE
ORIGINAL	KA	J. NAGELVOORT	01 /12
UPDATED	JL	J. NAGELVOORT	05 /18

CITY OF SAN DIEGO – STANDARD DRAWING

**COLD MILLING & ASPHALT
CONCRETE OVERLAY - TYPE B
(FULL WIDTH COLD MILL)**

RECOMMENDED BY THE CITY
OF SAN DIEGO STANDARDS COMMITTEE

CA Dzunga
COORDINATOR R.C.E. 56523

5/23/18
DATE

DRAWING
NUMBER

SDG-106