



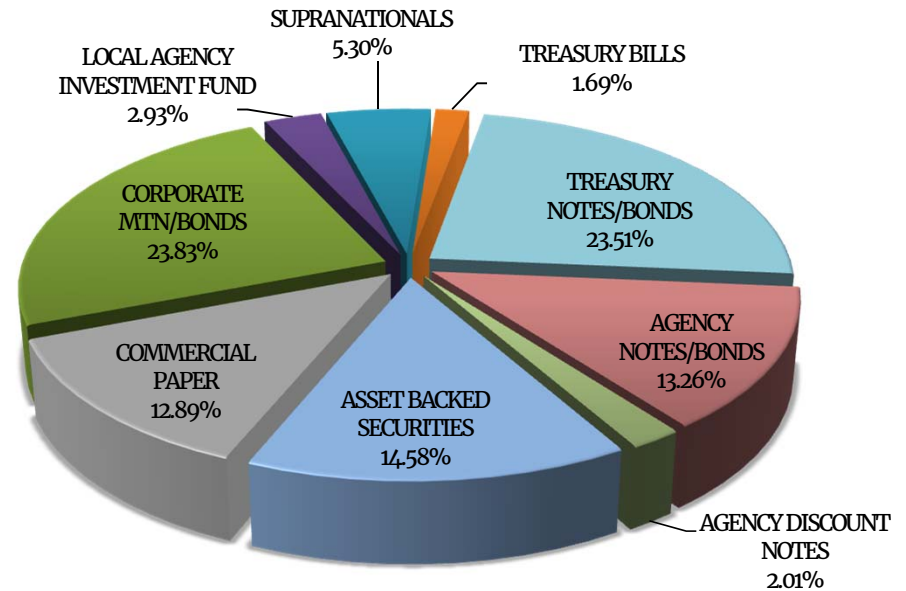
ASSET ALLOCATION

Assets (000's)	Current Par Value	Current Book Value	Market Value	Mkt/Book	Yield to Maturity
ASSET BACKED SECURITIES	302,270	301,991	302,498	100.17%	1.61%
COMMERCIAL PAPER	267,700	266,853	267,272	100.16%	1.22%
CORPORATE MTN/BONDS	492,418	493,388	494,127	100.15%	1.73%
LOCAL AGENCY INVESTMENT FUND	60,601	60,601	60,601	100.00%	0.92%
SUPRANATIONALS	110,000	109,734	109,499	99.79%	1.21%
TREASURY BILLS	35,000	34,941	34,955	100.04%	1.07%
TREASURY NOTES/BONDS	488,000	486,703	485,623	99.78%	1.18%
AGENCY NOTES/BONDS	275,000	274,636	273,355	99.53%	1.09%
AGENCY DISCOUNT NOTES	41,700	41,564	41,676	100.27%	0.93%
Totals (000's):	2,072,689	2,070,410	2,069,604	99.96%	1.35%

Portfolio Breakdown & Statistics

	Liquidity	Core
Portfolio Size	\$611,225,141	\$1,459,184,430
% of total pool	29.52%	70.48%
Portfolio Duration*	0.32	1.79
Index Duration*	0.35	1.90
% of index	91.28%	94.31%
Weighted Average Days to Maturity	171	781
Earned Income Yield	1.200%	1.366%

* Macaulay's Duration for Liquidity and Effective Duration for Core.



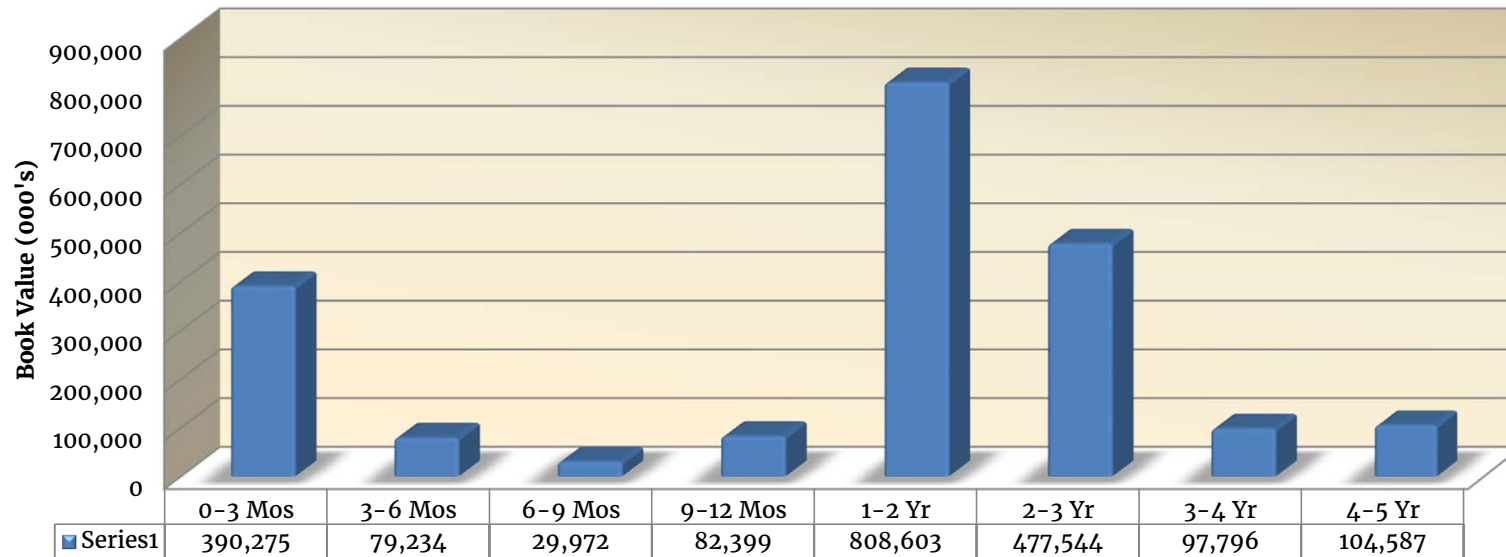
Pooled Portfolio Composition by Book Value



MATURITY DISTRIBUTION

Current Book Value (000's)	0-3 Mos	3-6 Mos	6-9 Mos	9-12 Mos	1-2 Yr	2-3 Yr	3-4 Yr	4-5 Yr	Totals (000's)
ASSET BACKED SECURITIES			10,028	634	10,864	135,083	65,485	79,896	301,991
COMMERCIAL PAPER	222,086	44,767							266,853
CORPORATE MTN/BONDS	31,083	34,466	19,944	16,815	218,833	163,025	9,220		493,388
LOCAL AGENCY INVESTMENT FUND	60,601								60,601
SUPRANATIONALS				24,972	84,762				109,734
TREASURY BILLS	34,941								34,941
TREASURY NOTES/BONDS					299,418	139,503	23,091	24,690	486,703
AGENCY NOTES/BONDS				39,977	194,726	39,933			274,636
AGENCY DISCOUNT NOTES	41,564								41,564
Totals (000's):	390,275	79,234	29,972	82,399	808,603	477,544	97,796	104,587	2,070,410
% of Portfolio	18.85%	3.83%	1.45%	3.98%	39.06%	23.07%	4.72%	5.05%	100.00%

Maturity Distribution
August 31, 2017

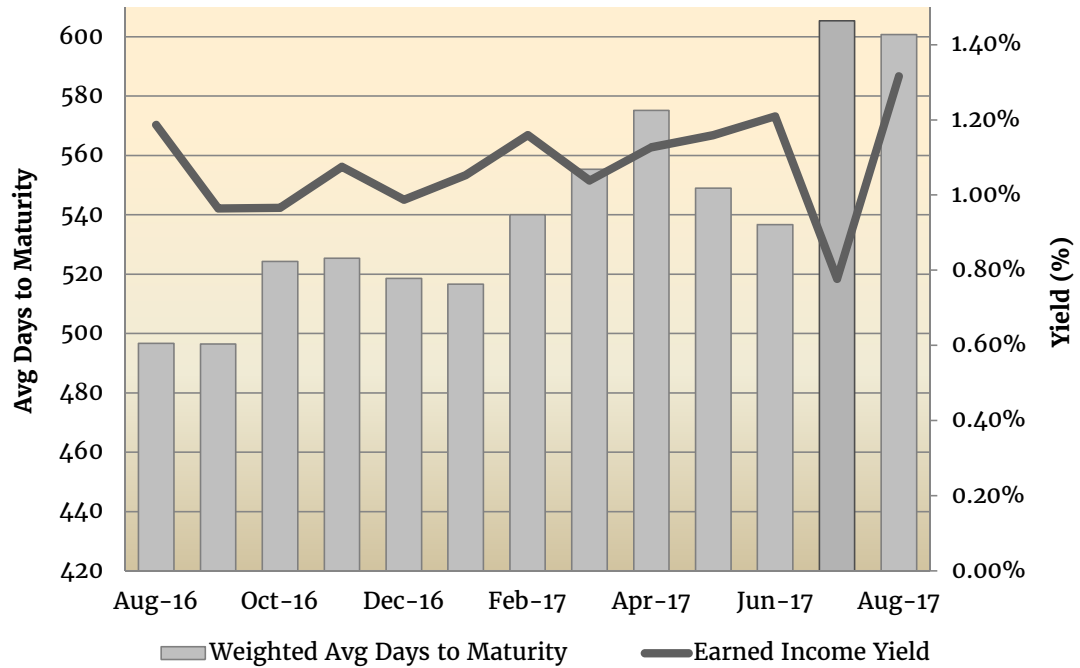




PORTFOLIO - EARNED INCOME YIELD

Month	Earned Income Yield	Weighted Avg Days to Maturity
Aug-16	1.19%	496.71
Sep-16	0.96%	496.51
Oct-16	0.97%	524.26
Nov-16	1.08%	525.41
Dec-16	0.99%	518.62
Jan-17	1.05%	516.63
Feb-17	1.16%	540.08
Mar-17	1.04%	555.39
Apr-17	1.13%	575.17
May-17	1.16%	549.01
Jun-17	1.21%	536.67
Jul-17	0.78%	605.33
Aug-17	1.32%	600.69

Yield and Weighted Average Days to Maturity Trends



TREASURY BILLS	Issuer	CUSIP	Coupon Rate	Yield to Maturity	Modified Duration	Purchase Date	Maturity Date	Current Par Value	Current Book Value	Market Value	Market Price	Price Source
US Treasury Bill	US Treasury	912796KR9	1.070	1.072	0.115	8/16/2017	10/12/2017	35,000,000.00	34,940,704.17	34,955,200.00	99.872	IDC-FIS
	Total	Count 1	1.070	1.072	0.115			35,000,000.00	34,940,704.17	34,955,200.00	99.872	

TREASURY NOTES/BONDS	Issuer	CUSIP	Coupon Rate	Yield to Maturity	Modified Duration	Purchase Date	Maturity Date	Current Par Value	Current Book Value	Market Value	Market Price	Price Source
US Treasury Note	US Treasury	912828T83	0.750	0.890	1.161	10/31/2016	10/31/2018	25,000,000.00	24,930,664.06	24,849,500.00	99.398	IDC-FIS
US Treasury Note	US Treasury	912828M64	1.250	1.250	1.196	11/27/2015	11/15/2018	25,000,000.00	25,000,000.00	24,996,000.00	99.984	IDC-FIS
US Treasury Note	US Treasury	912828N22	1.250	1.330	1.280	12/18/2015	12/15/2018	25,000,000.00	24,941,406.25	24,991,250.00	99.965	IDC-FIS
US Treasury Note	US Treasury	912828SD3	1.250	1.297	1.407	12/28/2016	1/31/2019	25,000,000.00	24,975,585.94	24,985,250.00	99.941	IDC-FIS
US Treasury Note	US Treasury	912828SD3	1.250	1.278	1.407	12/29/2016	1/31/2019	25,000,000.00	24,985,351.56	24,985,250.00	99.941	IDC-FIS
US Treasury Note	US Treasury	912828SD3	1.250	1.278	1.407	12/29/2016	1/31/2019	25,000,000.00	24,985,351.56	24,985,250.00	99.941	IDC-FIS
US Treasury Note	US Treasury	912828P95	1.000	1.151	1.524	3/15/2016	3/15/2019	25,000,000.00	24,888,671.88	24,886,750.00	99.547	IDC-FIS
US Treasury Note	US Treasury	912828Q52	0.875	1.009	1.609	4/28/2016	4/15/2019	25,000,000.00	24,902,343.75	24,822,250.00	99.289	IDC-FIS
US Treasury Note	US Treasury	912828R44	0.875	1.015	1.693	5/19/2016	5/15/2019	25,000,000.00	24,897,460.94	24,814,500.00	99.258	IDC-FIS
US Treasury Note	US Treasury	912828R44	0.875	1.030	1.693	5/31/2016	5/15/2019	25,000,000.00	24,887,695.31	24,814,500.00	99.258	IDC-FIS
US Treasury Note	US Treasury	912828R85	0.875	0.697	1.776	7/1/2016	6/15/2019	25,000,000.00	25,129,882.81	24,805,750.00	99.223	IDC-FIS
US Treasury Note	US Treasury	912828B5	0.750	0.896	1.944	9/1/2016	8/15/2019	25,000,000.00	24,893,554.69	24,720,750.00	98.883	IDC-FIS
US Treasury Note	US Treasury	912828G4	0.875	0.859	2.017	10/3/2016	9/15/2019	40,000,000.00	40,018,750.00	39,632,800.00	99.082	IDC-FIS
US Treasury Note	US Treasury	912828T59	1.000	0.995	2.097	11/1/2016	10/15/2019	25,000,000.00	25,003,906.25	24,822,250.00	99.289	IDC-FIS
US Treasury Note	US Treasury	912828U73	1.375	1.549	2.255	12/22/2016	12/15/2019	25,000,000.00	24,874,023.44	25,010,750.00	100.043	IDC-FIS
US Treasury Note	US Treasury	912828UV0	1.125	1.529	2.541	3/31/2017	3/31/2020	25,000,000.00	24,705,078.13	24,838,000.00	99.352	IDC-FIS
US Treasury Note	US Treasury	912828L32	1.375	1.500	2.949	6/1/2017	8/31/2020	25,000,000.00	24,901,367.19	24,948,250.00	99.793	IDC-FIS
US Treasury Note	US Treasury	912828M98	1.625	1.587	3.167	8/1/2017	11/30/2020	23,000,000.00	23,091,164.40	23,095,220.00	100.414	IDC-FIS
US Treasury Note	US Treasury	912828T67	1.250	1.510	4.056	11/14/2016	10/31/2021	25,000,000.00	24,690,429.69	24,618,250.00	98.473	IDC-FIS
	Total	Count 19	1.090	1.180	1.954			488,000,000.00	486,702,687.85	485,622,520.00	99.513	

AGENCY NOTES/BONDS	Issuer	CUSIP	Coupon Rate	Yield to Maturity	Modified Duration	Purchase Date	Maturity Date	Current Par Value	Current Book Value	Market Value	Market Price	Price Source
Agency Note	Federal Home Loan Bank	3130A8BD4	0.875	0.991	0.826	6/29/2017	6/29/2018	20,000,000.00	19,976,942.33	19,940,600.00	99.703	IDC-FIS
Agency Note	Federal Home Loan Mortgage Corporation	3134GACF9	1.100	1.100	0.975	8/23/2016	8/23/2018	20,000,000.00	20,000,000.00	19,946,800.00	99.734	IDC-FIS
Agency Note	Federal National Mortgage Association	3135G0H63	1.375	1.396	1.398	1/8/2016	1/28/2019	25,000,000.00	24,984,500.00	25,016,500.00	100.066	IDC-FIS
Agency Note	Federal Home Loan Mortgage Corporation	3134GA6H2	1.375	1.375	1.490	2/28/2017	2/28/2019	20,000,000.00	20,000,000.00	19,987,800.00	99.939	IDC-FIS
Agency Note	Federal Home Loan Bank	3130A8DB6	1.125	1.139	1.789	6/3/2016	6/21/2019	25,000,000.00	24,989,500.00	24,901,000.00	99.604	IDC-FIS
Agency Note	Federal Home Loan Mortgage Corporation	3137EAEB1	0.875	0.957	1.870	7/20/2016	7/19/2019	25,000,000.00	24,939,500.00	24,766,250.00	99.065	IDC-FIS
Agency Note	Federal Home Loan Mortgage Corporation	3137EAEB1	0.875	0.960	1.870	10/3/2016	7/19/2019	25,000,000.00	24,941,250.00	24,766,250.00	99.065	IDC-FIS
Agency Note	Federal National Mortgage Association	3135G0N33	0.875	0.932	1.906	8/2/2016	8/2/2019	25,000,000.00	24,958,000.00	24,754,500.00	99.018	IDC-FIS
Agency Note	Federal Home Loan Bank	3130A8Y72	0.875	0.940	1.915	8/4/2016	8/5/2019	25,000,000.00	24,952,000.00	24,752,750.00	99.011	IDC-FIS
Agency Note	Federal National Mortgage Association	3135G0P49	1.000	1.053	1.985	9/2/2016	8/28/2019	25,000,000.00	24,961,000.00	24,803,750.00	99.215	IDC-FIS
Agency Note	Federal National Mortgage Association	3135G0R39	1.000	1.091	2.122	10/25/2016	10/24/2019	25,000,000.00	24,933,000.00	24,780,250.00	99.121	IDC-FIS
Agency Note	Federal Home Loan Mortgage Corporation	3134GARV8	1.300	1.300	2.118	10/28/2016	10/25/2019	15,000,000.00	15,000,000.00	14,938,200.00	99.588	IDC-FIS
	Total	Count 12	1.042	1.093	1.705			275,000,000.00	274,635,692.33	273,354,650.00	99.402	

AGENCY DISCOUNT NOTES	Issuer	CUSIP	Coupon Rate	Yield to Maturity	Modified Duration	Purchase Date	Maturity Date	Current Par Value	Current Book Value	Market Value	Market Price	Price Source
Agency Discount Note	Federal National Mortgage Association	313589LL5	0.890	0.892	0.022	5/18/2017	9/8/2017	20,000,000.00	19,944,127.78	19,996,200.00	99.981	IDC-FIS
Agency Discount Note	Federal Home Loan Mortgage Corporation	313397MP3	0.960	0.964	0.096	5/19/2017	10/5/2017	21,700,000.00	21,619,565.33	21,679,385.00	99.905	IDC-FIS
	Total	Count 2	0.926	0.929	0.061			41,700,000.00	41,563,693.11	41,675,585.00	99.941	

SUPRANATIONALS	Issuer	CUSIP	Coupon Rate	Yield to Maturity	Modified Duration	Purchase Date	Maturity Date	Current Par Value	Current Book Value	Market Value	Market Price	Price Source
Supranationals	Inter-American Development Bank	4581X0CQ9	1.125	1.163	0.997	8/28/2015	8/28/2018	25,000,000.00	24,972,000.00	24,942,750.00	99.771	IDC-FIS
Supranationals	Intl Bank of Reconstruction & Development	459058ER0	1.000	1.069	1.087	10/7/2015	10/5/2018	25,000,000.00	24,957,500.00	24,896,500.00	99.586	IDC-FIS
Supranationals	Intl Bank of Reconstruction & Development	45905UVC5	1.350	1.350	1.476	2/26/2016	2/26/2019	10,000,000.00	10,000,000.00	9,978,600.00	99.786	IDC-FIS
Supranationals	Inter-American Development Bank	458182DX7	1.000	1.122	1.685	4/12/2016	5/13/2019	25,000,000.00	24,925,000.00	24,784,000.00	99.136	IDC-FIS
Supranationals	Intl Bank of Reconstruction & Development	459058EV1	1.250	1.415	1.884	1/28/2016	7/26/2019	25,000,000.00	24,879,250.00	24,896,750.00	99.587	IDC-FIS
Total	Count 5		1.117	1.207	1.419			110,000,000.00	109,733,750.00	109,498,600.00	99.544	

LOCAL AGENCY INVESTMENT FUND	Issuer	CUSIP	Coupon Rate	Yield to Maturity	Modified Duration	Purchase Date	Maturity Date	Current Par Value	Current Book Value	Market Value	Market Price	Price Source
Local Agency Investment Fund	California State Pool		0.920	0.920	0.003	3/31/2003	9/1/2017	60,601,199.38	60,601,199.38	60,601,199.38	100.000	BOOK
Total	Count 1		0.920	0.920	0.003			60,601,199.38	60,601,199.38	60,601,199.38	100.000	

ASSET BACKED SECURITIES	Issuer	CUSIP	Coupon Rate	Yield to Maturity	Modified Duration	Purchase Date	Maturity Date	Current Par Value	Current Book Value	Market Value	Market Price	Price Source
Asset Backed Security	Citibank Credit Card Issuance Trust	17305EFU4	1.730	1.444	0.356	4/9/2017	4/9/2018	10,000,000.00	10,028,334.76	10,019,379.00	100.194	UPRICE
Asset Backed Security	Toyota Auto Rec Owners Trust	89237KAB9	1.030	1.041	0.455	3/15/2017	7/16/2018	634,611.50	634,404.06	634,438.19	99.973	UPRICE
Asset Backed Security	Nissan Auto Receivables 2015-C	65478AAB9	0.870	0.882	0.621	3/15/2017	11/15/2018	893,571.32	893,158.70	893,209.42	99.960	UPRICE
Asset Backed Security	Mercedes-Benz Auto Lease Trust 2016-B	58768MAC5	1.350	1.574	0.991	1/27/2017	8/15/2019	10,000,000.00	9,971,093.75	9,981,225.00	99.812	UPRICE
Asset Backed Security	Chase Issuance Trust	161571HH0	1.060	1.135	1.034	1/19/2017	9/16/2019	15,000,000.00	14,984,765.63	14,997,465.00	99.983	UPRICE
Asset Backed Security	Chase Issuance Trust	161571HH0	1.060	1.115	1.034	6/21/2017	9/16/2019	13,000,000.00	12,991,875.00	12,997,803.00	99.983	UPRICE
Asset Backed Security	BMW Vehicle Lease Trust 2016-2	05582XAD4	1.430	1.678	1.045	1/23/2017	9/20/2019	5,263,000.00	5,245,319.61	5,254,076.58	99.830	UPRICE
Asset Backed Security	BMW Vehicle Lease Trust 2016-2	05582XAD4	1.430	1.726	1.045	3/9/2017	9/20/2019	5,000,000.00	4,981,250.00	4,991,522.50	99.830	UPRICE
Asset Backed Security	Chase Issuance Trust	161571HG2	1.100	1.280	1.198	12/19/2016	1/15/2020	10,000,000.00	9,971,875.00	9,988,185.00	99.882	UPRICE
Asset Backed Security	Chase Issuance Trust	161571FU3	1.300	1.338	1.239	2/1/2017	2/18/2020	11,150,000.00	11,143,466.80	11,144,340.26	99.949	UPRICE
Asset Backed Security	American Express Credit Corp.	02582JGU8	1.490	1.371	1.322	1/6/2017	4/15/2020	10,418,000.00	10,438,347.66	10,418,000.00	100.000	UPRICE
Asset Backed Security	American Express Credit Corp.	02582JGU8	1.490	1.389	1.322	2/24/2017	4/15/2020	8,575,000.00	8,588,733.40	8,575,000.00	100.000	UPRICE
Asset Backed Security	Mercedes-Benz Auto Lease Trust 2016-B	58769DAD2	1.790	1.792	1.319	4/26/2017	4/15/2020	19,000,000.00	18,999,566.80	19,031,842.10	100.168	UPRICE
Asset Backed Security	BMW Vehicle Lease Trust 2016-2	055657AC4	1.980	1.987	1.372	3/22/2017	5/20/2020	9,500,000.00	9,498,908.45	9,547,708.05	100.502	UPRICE

POOLED INVESTMENTS AT AUGUST 31, 2017 - PORTFOLIO POSITION DETAIL

Asset Backed Security	American Express Credit Corp.	02582JGW4	1.430	1.362	1.404	2/27/2017	6/15/2020	13,745,000.00	13,760,570.50	13,747,750.37	100.020	UPRICE
Asset Backed Security	American Express Credit Corp.	02582JGW4	1.430	1.357	1.404	2/28/2017	6/15/2020	1,515,000.00	1,516,834.57	1,515,303.15	100.020	UPRICE
Asset Backed Security	Chase Issuance Trust	161571HA5	1.620	1.631	1.443	7/29/2015	7/15/2020	8,500,000.00	8,497,679.50	8,512,163.50	100.143	UPRICE
Asset Backed Security	Toyota Auto Rec Owners Trust	89237WAD9	1.140	1.533	1.484	1/26/2017	8/17/2020	4,495,000.00	4,463,570.12	4,473,024.84	99.511	UPRICE
Asset Backed Security	Citibank Credit Card Issuance Trust	17305EGA7	1.740	1.673	1.851	3/1/2017	1/19/2021	5,000,000.00	5,012,500.00	5,014,011.00	100.280	UPRICE
Asset Backed Security	Citibank Credit Card Issuance Trust	17305EGA7	1.740	1.718	1.849	3/10/2017	1/19/2021	5,000,000.00	5,004,101.56	5,014,011.00	100.280	UPRICE
Asset Backed Security	Toyota Auto Rec Owners Trust	89238MAD0	1.730	1.736	1.728	3/15/2017	2/16/2021	5,000,000.00	4,999,411.50	5,011,712.00	100.234	UPRICE
Asset Backed Security	John Deere Owner Trust	47787XAC1	1.780	1.787	1.809	3/2/2017	4/15/2021	2,500,000.00	2,499,644.00	2,506,651.00	100.266	UPRICE
Asset Backed Security	Chase Issuance Trust	161571HC1	1.370	1.686	1.891	4/7/2017	6/15/2021	16,365,000.00	16,257,604.69	16,298,893.58	99.596	UPRICE
Asset Backed Security	Nissan Master Owner Trust	65474VAL5	1.540	1.920	1.888	4/4/2017	6/15/2021	7,094,000.00	7,038,023.91	7,071,613.46	99.684	UPRICE
Asset Backed Security	Nissan Master Owner Trust	65474VAL5	1.540	1.744	1.891	6/8/2017	6/15/2021	2,050,000.00	2,041,671.88	2,043,530.82	99.684	UPRICE
Asset Backed Security	Honda Auto Receivables Owners Trust	43814TAC6	1.720	1.723	1.948	3/28/2017	7/21/2021	8,500,000.00	8,499,494.25	8,515,162.30	100.178	UPRICE
Asset Backed Security	Chase Issuance Trust	161571FK5	1.580	1.671	1.973	4/26/2017	8/16/2021	10,150,000.00	10,130,175.78	10,147,840.08	99.979	UPRICE
Asset Backed Security	Chase Issuance Trust	161571FK5	1.580	1.637	1.974	6/12/2017	8/16/2021	4,007,000.00	4,002,304.30	4,006,147.31	99.979	UPRICE
Asset Backed Security	Mercedes-Benz Auto Lease Trust 2016-B	58768FAE6	1.690	1.644	2.096	2/24/2017	11/15/2021	6,200,000.00	6,206,781.25	6,204,284.20	100.069	UPRICE
Asset Backed Security	Citibank Credit Card Issuance Trust	17305EFW0	1.750	1.775	2.178	4/11/2017	11/19/2021	11,265,000.00	11,252,678.91	11,287,466.92	100.199	UPRICE
Asset Backed Security	Citibank Credit Card Issuance Trust	17305EFW0	1.750	1.784	2.177	7/12/2017	11/19/2021	10,000,000.00	10,011,310.77	10,019,944.00	100.199	UPRICE
Asset Backed Security	Nissan Auto Lease Trust 2016-B	65477XAE4	1.610	1.715	2.176	2/2/2017	1/18/2022	10,000,000.00	9,974,218.75	9,990,751.00	99.908	UPRICE
Asset Backed Security	Citibank Credit Card Issuance Trust	17305EGB5	1.920	1.926	2.316	4/11/2017	4/7/2022	25,000,000.00	24,992,797.50	25,133,097.50	100.532	UPRICE
Asset Backed Security	Chase Issuance Trust	161571GX6	1.840	1.907	2.294	7/11/2017	4/15/2022	5,250,000.00	5,241,796.88	5,268,119.85	100.345	UPRICE
Asset Backed Security	Chase Issuance Trust	161571GX6	1.840	1.781	2.296	8/10/2017	4/15/2022	12,200,000.00	12,216,679.69	12,242,107.08	100.345	UPRICE
Total			Count 35	1.561	1.611	1.610		302,270,182.82	301,990,949.93	302,497,779.06	100.075	

COMMERCIAL PAPER	Issuer	CUSIP	Coupon Rate	Yield to Maturity	Modified Duration	Purchase Date	Maturity Date	Current Par Value	Current Book Value	Market Value	Market Price	Price Source
Commercial Paper	BNP Paribas NY	09659BW14	1.050	1.050	0.003	8/31/2017	9/1/2017	30,000,000.00	29,999,125.00	30,000,000.00	100.000	IDC-FIS
Commercial Paper	Natixis NY	63873JW14	1.070	1.070	0.003	8/31/2017	9/1/2017	17,700,000.00	17,699,473.92	17,700,000.00	100.000	IDC-FIS
Commercial Paper	Bank Tokyo Mitsubishi UFJ Ltd.	06538BW82	1.210	1.213	0.022	7/6/2017	9/8/2017	25,000,000.00	24,946,222.22	24,994,166.67	99.977	IDC-FIS
Commercial Paper	Abbey National Treasury Services plc	00280NWN6	1.160	1.163	0.060	7/6/2017	9/22/2017	25,000,000.00	24,937,166.67	24,982,500.00	99.930	IDC-FIS
Commercial Paper	Natixis NY	63873JX62	1.270	1.274	0.099	7/6/2017	10/6/2017	25,000,000.00	24,918,861.11	24,970,833.33	99.883	IDC-FIS
Commercial Paper	Nestlé Finance International Ltd.	64105RXL9	1.190	1.194	0.137	7/11/2017	10/20/2017	25,000,000.00	24,916,534.72	24,959,166.67	99.837	IDC-FIS
Commercial Paper	Credit Agricole CIB NY	22533TY34	1.240	1.245	0.175	7/11/2017	11/3/2017	25,000,000.00	24,900,972.22	24,946,625.00	99.787	IDC-FIS
Commercial Paper	Toyota Motor Credit Corp.	89233GY34	1.200	1.206	0.175	6/16/2017	11/3/2017	25,000,000.00	24,883,333.33	24,946,625.00	99.787	IDC-FIS
Commercial Paper	Swedbank NY	87019RYH3	1.300	1.306	0.214	7/12/2017	11/17/2017	25,000,000.00	24,884,444.44	24,934,763.89	99.739	IDC-FIS
Commercial Paper	Bayerische Landesbank NY	07274LZF7	1.390	1.398	0.290	7/13/2017	12/15/2017	25,000,000.00	24,850,381.94	24,909,583.33	99.638	IDC-FIS
Commercial Paper	GE Capital Treasury Services (U.S.) LLC	36164JZF4	1.260	1.265	0.290	8/18/2017	12/15/2017	20,000,000.00	19,916,700.00	19,927,666.67	99.638	IDC-FIS
Total			Count 11	1.213	1.217	0.132		267,700,000.00	266,853,215.57	267,271,930.56	99.840	

CORPORATE MTN/BONDS	Issuer	CUSIP	Coupon Rate	Yield to Maturity	Modified Duration	Purchase Date	Maturity Date	Current Par Value	Current Book Value	Market Value	Market Price	Price Source
Medium Term Note	JPMorgan Chase Bank	48121CYK6	6.000	1.495	0.085	1/27/2017	10/1/2017	15,599,000.00	16,070,713.76	15,647,200.91	100.309	IDC-FIS
Medium Term Note	Chevron Corp.	166764BC3	1.344	1.235	0.192	1/24/2017	11/9/2017	15,000,000.00	15,012,750.00	15,000,450.00	100.003	IDC-FIS
Medium Term Note	Intel Corp.	458140AL4	1.350	1.172	0.290	1/23/2017	12/15/2017	9,428,000.00	9,442,896.24	9,427,622.88	99.996	IDC-FIS
Medium Term Note	Berkshire Hathaway Fin	084664CD1	1.604	1.604	0.363	1/12/2017	1/12/2018	7,000,000.00	7,000,000.00	7,007,280.00	100.104	IDC-FIS
Medium Term Note	Wells Fargo Bank NA	94988J5B9	2.053	2.053	0.391	1/23/2017	1/22/2018	7,000,000.00	7,000,000.00	7,018,690.00	100.267	IDC-FIS
Medium Term Note	US Bank NA	90331HMU4	1.450	1.209	0.413	6/3/2016	1/29/2018	6,000,000.00	6,023,580.00	6,000,840.00	100.014	IDC-FIS
Medium Term Note	US Bank NA	90331HMV2	1.891	1.891	0.410	1/30/2017	1/29/2018	5,000,000.00	5,000,000.00	5,008,450.00	100.169	IDC-FIS
Medium Term Note	Texas Instruments Inc.	882508AV6	1.000	1.188	0.664	5/1/2017	5/1/2018	5,000,000.00	4,990,669.32	4,984,300.00	99.686	IDC-FIS
Medium Term Note	Apple Inc.	037833AJ9	1.000	1.451	0.670	5/3/2017	5/3/2018	10,000,000.00	9,955,351.99	9,975,500.00	99.755	IDC-FIS
Medium Term Note	Merck & Co Inc.	58933YAG0	1.300	1.347	0.711	5/18/2017	5/18/2018	5,000,000.00	4,997,688.73	4,995,700.00	99.914	IDC-FIS
Medium Term Note	Bank of America NA	06050TMC3	1.750	1.685	0.757	6/5/2017	6/5/2018	4,128,000.00	4,130,632.22	4,133,531.52	100.134	IDC-FIS
Medium Term Note	Bank of America NA	06050TMC3	1.750	1.685	0.757	6/5/2017	6/5/2018	7,680,000.00	7,684,897.16	7,690,291.20	100.134	IDC-FIS
Medium Term Note	Cisco Systems Inc.	17275RAU6	1.650	1.656	0.785	6/15/2017	6/15/2018	5,000,000.00	4,999,716.41	5,008,750.00	100.175	IDC-FIS
Medium Term Note	Microsoft Corp.	594918BF0	1.300	1.334	1.163	11/3/2015	11/3/2018	10,000,000.00	9,990,000.00	9,994,500.00	99.945	IDC-FIS
Medium Term Note	PNC Bank NA	69353REZ7	1.700	1.780	1.254	1/13/2017	12/7/2018	12,360,000.00	12,341,583.60	12,370,506.00	100.085	IDC-FIS
Medium Term Note	PepsiCo Inc.	713448CK2	2.250	1.415	1.333	2/24/2017	1/7/2019	7,000,000.00	7,107,450.00	7,065,940.00	100.942	IDC-FIS
Medium Term Note	Toyota Motor Credit Corp.	89236TDM4	1.700	1.718	1.343	1/9/2017	1/9/2019	20,000,000.00	19,993,000.00	20,041,400.00	100.207	IDC-FIS
Medium Term Note	American Honda Finance	02665WBE0	1.200	2.033	1.355	1/17/2017	1/12/2019	7,500,000.00	7,378,950.00	7,435,875.00	99.145	IDC-FIS
Medium Term Note	Apple Inc.	037833CE8	1.550	1.589	1.425	2/9/2017	2/8/2019	10,000,000.00	9,992,400.00	10,022,800.00	100.228	IDC-FIS
Medium Term Note	International Business Machines Corp.	459200HT1	1.950	1.657	1.433	3/14/2017	2/12/2019	5,000,000.00	5,027,450.00	5,029,500.00	100.590	IDC-FIS
Medium Term Note	Apple Inc.	037833BR0	2.134	2.134	1.461	2/23/2016	2/22/2019	5,000,000.00	5,000,000.00	5,057,950.00	101.159	IDC-FIS
Medium Term Note	Bristol-Myers Squibb Co.	110122BA5	1.600	1.641	1.477	2/27/2017	2/27/2019	5,000,000.00	4,999,600.00	4,999,750.00	99.995	IDC-FIS
Medium Term Note	Bristol-Myers Squibb Co.	110122BA5	1.600	1.649	1.477	4/28/2017	2/27/2019	5,100,000.00	5,095,512.00	5,099,745.00	99.995	IDC-FIS
Medium Term Note	Chevron Corp.	166764BS8	1.686	1.686	1.488	3/3/2017	2/28/2019	4,000,000.00	4,000,000.00	4,011,360.00	100.284	IDC-FIS
Medium Term Note	Chevron Corp.	166764BS8	1.686	1.698	1.488	3/6/2017	2/28/2019	6,000,000.00	5,998,560.00	6,017,040.00	100.284	IDC-FIS
Medium Term Note	Cisco Systems Inc.	17275RAQ5	1.702	1.702	1.740	3/3/2014	3/1/2019	5,000,000.00	5,000,000.00	5,039,300.00	100.786	IDC-FIS
Medium Term Note	John Deere Capital Corp.	24422ESK6	1.950	1.672	1.480	2/16/2017	3/4/2019	6,714,000.00	6,751,464.12	6,750,188.46	100.539	IDC-FIS
Medium Term Note	Berkshire Hathaway Fin	084664CG4	1.700	1.763	1.514	3/15/2017	3/15/2019	10,000,000.00	9,987,600.00	10,028,500.00	100.285	IDC-FIS
Medium Term Note	Berkshire Hathaway Fin	084664CG4	1.700	1.611	1.514	4/3/2017	3/15/2019	8,560,000.00	8,581,742.40	8,584,396.00	100.285	IDC-FIS
Medium Term Note	UnitedHealth Group Inc.	91324PCB6	1.625	1.795	1.515	1/4/2017	3/15/2019	10,000,000.00	9,963,400.00	9,992,900.00	99.929	IDC-FIS
Medium Term Note	US Bank NA	90331HMY6	1.400	1.803	1.632	1/25/2017	4/26/2019	10,000,000.00	9,911,400.00	9,962,000.00	99.620	IDC-FIS
Medium Term Note	PepsiCo Inc.	713448DR6	1.550	1.588	1.646	5/2/2017	5/2/2019	10,000,000.00	9,992,500.00	10,008,700.00	100.087	IDC-FIS
Medium Term Note	American Express Credit Corp.	0258MoEK1	1.875	1.896	1.645	5/3/2017	5/3/2019	7,000,000.00	6,997,130.00	7,022,610.00	100.323	IDC-FIS
Medium Term Note	Branch Banking & Trust Co.	07330NAL9	1.450	1.942	1.670	1/9/2017	5/10/2019	6,540,000.00	6,466,752.00	6,514,232.40	99.606	IDC-FIS
Medium Term Note	Branch Banking & Trust Co.	07330NAL9	1.450	1.916	1.670	3/24/2017	5/10/2019	5,000,000.00	4,951,600.00	4,980,300.00	99.606	IDC-FIS
Medium Term Note	Qualcomm Inc.	747525AM5	1.850	1.742	1.692	6/12/2017	5/20/2019	10,000,000.00	10,028,622.22	10,043,300.00	100.433	IDC-FIS
Medium Term Note	Pfizer Inc.	717081DU4	1.450	1.639	1.734	1/19/2017	6/3/2019	10,045,000.00	10,000,902.45	10,031,137.90	99.862	IDC-FIS
Medium Term Note	Caterpillar Financial Services	14912L6B2	2.100	1.835	1.741	2/8/2017	6/9/2019	9,300,000.00	9,355,986.00	9,366,123.00	100.711	IDC-FIS
Medium Term Note	Home Depot Inc.	437076BE1	2.000	1.613	1.760	1/19/2017	6/15/2019	8,590,000.00	8,668,169.00	8,656,314.80	100.772	IDC-FIS
Medium Term Note	American Honda Finance	02665WBE0	1.200	1.789	1.846	3/30/2017	7/12/2019	5,325,000.00	5,279,471.25	5,279,471.25	99.145	IDC-FIS
Medium Term Note	Bank of New York Mellon	06406HCW7	2.300	1.861	1.972	1/26/2017	9/11/2019	10,000,000.00	10,111,800.00	10,099,700.00	100.997	IDC-FIS
Medium Term Note	Cisco Systems Inc.	17275RBG6	1.400	1.732	2.018	3/29/2017	9/20/2019	10,000,000.00	9,923,400.00	9,965,400.00	99.654	IDC-FIS
Medium Term Note	JPMorgan Chase Bank	48125LRG9	1.650	1.862	2.020	6/8/2017	9/23/2019	6,816,000.00	6,807,054.00	6,810,888.00	99.925	IDC-FIS
Medium Term Note	Fifth Third Bank	31677QBH1	1.625	2.081	2.032	1/6/2017	9/27/2019	7,120,000.00	7,034,346.40	7,090,024.80	99.579	IDC-FIS
Medium Term Note	Oracle Corp.	68389XAX3	2.250	1.810	2.048	2/6/2017	10/8/2019	10,000,000.00	10,114,100.00	10,130,500.00	101.305	IDC-FIS
Medium Term Note	Costco Wholesale Corp.	22160KAF2	1.700	1.716	2.247	5/11/2017	12/15/2019	13,234,000.00	13,228,441.72	13,244,587.20	100.080	IDC-FIS
Medium Term Note	JPMorgan Chase & Co.	46625HKA7	2.250	1.909	2.340	8/25/2017	1/23/2020	10,000,000.00	10,099,800.00	10,084,600.00	100.846	IDC-FIS
Medium Term Note	Microsoft Corp.	594918BV5	1.850	1.754	2.385	3/30/2017	2/6/2020	4,426,000.00	4,437,728.90	4,453,042.86	100.611	IDC-FIS
Medium Term Note	Microsoft Corp.	594918BV5	1.850	1.681	2.385	4/18/2017	2/6/2020	5,990,000.00	6,017,494.10	6,026,598.90	100.611	IDC-FIS
Medium Term Note	PACCAR Financial Corp.	69371RN69	1.950	2.012	2.441	2/27/2017	2/27/2020	3,000,000.00	2,994,600.00	3,014,640.00	100.488	IDC-FIS

POOLED INVESTMENTS AT AUGUST 31, 2017 - PORTFOLIO POSITION DETAIL

Medium Term Note	American Express Credit Corp.	0258MOEE5	2.200	2.236	2.425	3/3/2017	3/3/2020	5,000,000.00	4,994,800.00	5,043,150.00	100.863	IDC-FIS
Medium Term Note	Chevron Corp.	166764AR1	1.961	1.966	2.434	5/15/2017	3/3/2020	10,000,000.00	10,037,620.00	10,067,400.00	100.674	IDC-FIS
Medium Term Note	The Walt Disney Co.	25468PDP8	1.950	1.959	2.437	3/6/2017	3/4/2020	5,000,000.00	4,998,700.00	5,039,300.00	100.786	IDC-FIS
Medium Term Note	John Deere Capital Corp.	24422ETQ2	2.200	2.227	2.453	3/15/2017	3/13/2020	10,000,000.00	9,992,200.00	10,102,400.00	101.024	IDC-FIS
Medium Term Note	Apple Inc.	037833CS7	1.800	1.835	2.628	5/11/2017	5/11/2020	10,000,000.00	9,989,800.00	10,032,100.00	100.321	IDC-FIS
Medium Term Note	The Walt Disney Co.	25468PDU7	1.800	1.760	2.696	8/25/2017	6/5/2020	6,713,000.00	6,746,699.26	6,715,886.59	100.043	IDC-FIS
Medium Term Note	Citibank NA	17325FAE8	2.100	2.115	2.704	6/12/2017	6/12/2020	10,000,000.00	9,995,700.00	10,057,000.00	100.570	IDC-FIS
Medium Term Note	Intel Corp.	458140AQ3	2.450	1.899	2.823	4/17/2017	7/29/2020	9,056,000.00	9,213,936.64	9,257,224.32	102.222	IDC-FIS
Medium Term Note	Intel Corp.	458140AQ3	2.450	1.893	2.823	4/18/2017	7/29/2020	6,000,000.00	6,105,720.00	6,133,320.00	102.222	IDC-FIS
Medium Term Note	State Street Corp.	857477AS2	2.550	1.965	2.872	5/30/2017	8/18/2020	10,000,000.00	10,181,300.00	10,217,800.00	102.178	IDC-FIS
Medium Term Note	Coca-Cola Co.	191216BT6	1.875	1.883	3.060	6/26/2017	10/27/2020	4,489,000.00	4,501,627.18	4,509,784.07	100.463	IDC-FIS
Medium Term Note	Coca-Cola Co.	191216BT6	1.875	1.880	3.060	6/26/2017	10/27/2020	4,705,000.00	4,718,658.22	4,726,784.15	100.463	IDC-FIS
Total			Count 62	1.900	1.733	1.612		492,418,000.00	493,387,678.79	494,126,577.21	100.347	
Grand Total								2,072,689,382.20	2,070,409,571.13	2,069,604,041.21		



GLOSSARY OF INVESTMENT TERMS

ASSET BACKED SECURITIES: Securities, such as bonds or notes, collateralized by receivables such as credit card or auto loans.

BOOK VALUE: The original cost of the investment, plus accrued interest and amortization of any premium or discount.

CERTIFICATE OF DEPOSIT (CD or NCD): A deposit of funds at a bank for a specified period of time that earns interest at a specified rate. Commonly known as "CDs" or "negotiable CDs."

COUPON: The annual rate at which a bond pays interest.

CUSIP: The number identifying all stocks and registered bonds, using the Committee on Uniform Securities Identification Procedures (CUSIP).

DURATION: Duration measures the price sensitivity of a bond to changes in interest rates.
(a) **EFFECTIVE DURATION** is a duration calculation for bonds with embedded options. Effective duration takes into account that expected cash flows will fluctuate as interest rates change.
(b) **MACAULAY'S DURATION** is the weighted average maturity of the bond's cash flows, where the present values of the cash flows serves as the weights. The greater the duration of the bond, the greater its percentage price volatility.

LOCAL AGENCY INVESTMENT FUND (LAIF): An investment pool sponsored by the State of California and administered/managed by the State Treasurer's Office. Local government units, with consent of the local governing body of that agency, may voluntarily deposit surplus funds for the purpose of investment.

MARKET VALUE: The price at which a security is trading and could presumably be purchased or sold.

MATURITY: The date upon which the principal or stated value of an investment becomes due and payable.

PAR VALUE: The amount of principal which must be paid at maturity. Also referred to as the face amount of a bond, normally quoted in \$1,000 increments per bond.

REPURCHASE AGREEMENT (RP OR REPO): The purchase of securities, on a temporary basis, with the seller's simultaneous agreement to repurchase the securities at a later date at a specified price that includes interest for the buyer's holding period. In essence, this is a collateralized investment whereby the security "buyer" lends the "seller" money for the period of the agreement.

SUPRANATIONAL: An entity formed by two or more central governments through international treaties, for the purpose of promoting economic development for member countries. Two examples of supranational institutions are the International Bank for Reconstruction and Development (World Bank) and the Inter-American Development Bank.

U. S. GOVERNMENT AGENCY SECURITIES: Debt securities issued by U. S. Government sponsored enterprises and federally related institutions. These government agencies include: Federal Home Loan Banks (FHLB); Federal Home Loan Mortgage Corporation (FHLMC, or "Freddie Mac"); Federal National Mortgage Association (FNMA, or "Fannie Mae"); Federal Farm Credit Banks (FFCB); and Tennessee Valley Authority (TVA).

U. S. TREASURY SECURITIES: Securities issued by the U. S. Treasury and backed by the full faith and credit of the United States. Treasuries are considered to have no credit risk, and are the benchmark for interest rates on all other securities in the U.S. and overseas. The Treasury issues both discounted securities and fixed coupon notes and bonds.

WEIGHTED AVERAGE DAYS TO MATURITY: The weighted average of the remaining term to maturity of all of the assets in an investment pool or securities portfolio, as expressed in days.

YIELD: The rate of annual income return on an investment, expressed as a percentage.
(a) **EARNED INCOME YIELD** is the annual income from an investment divided by the current market value.
(b) **YIELD TO MATURITY** is the rate of return earned on an investment considering all cash flows and timing factors: interest earnings, discounts, and premiums above par.

For additional glossary terms, previous Investment Reports, and City Investment Policy, please visit the Office of the City Treasurer's website at:
<http://www.sandiego.gov/treasurer/investments/>