



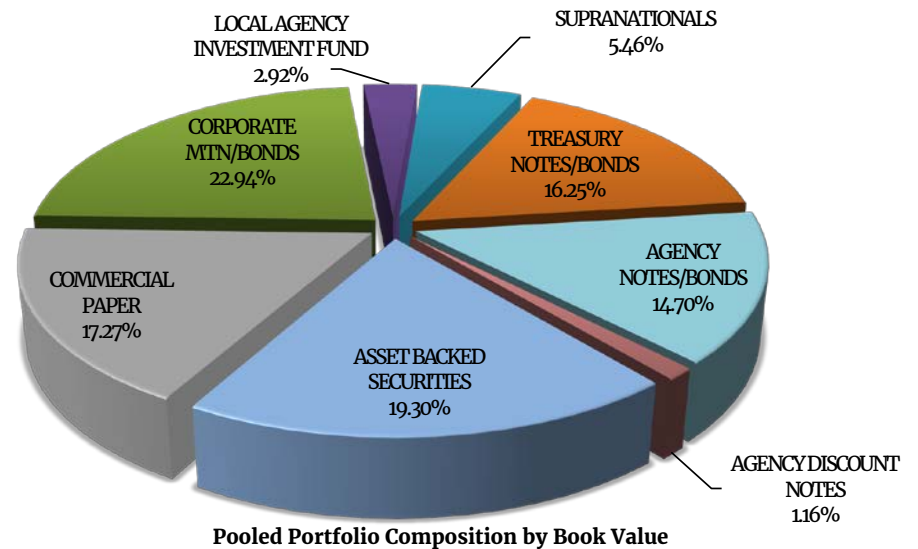
ASSET ALLOCATION

Assets (000's)	Current Par Value	Current Book Value	Market Value	Mkt/Book	Yield to Maturity
ASSET BACKED SECURITIES	409,836	406,633	404,785	99.55%	2.19%
COMMERCIAL PAPER	367,100	363,833	365,797	100.54%	2.22%
CORPORATE MTN/BONDS	483,457	483,244	479,159	99.15%	2.32%
LOCAL AGENCY INVESTMENT FUND	61,467	61,467	61,467	100.00%	1.90%
SUPRANATIONALS	115,000	115,125	113,519	98.61%	1.50%
TREASURY NOTES/BONDS	345,700	342,382	338,185	98.77%	1.81%
AGENCY NOTES/BONDS	310,000	309,734	306,001	98.79%	1.56%
AGENCY DISCOUNT NOTES	25,000	24,480	24,631	100.62%	2.29%
Totals (000's):	2,117,560	2,106,898	2,093,543	99.37%	2.03%

Portfolio Breakdown & Statistics

	Liquidity	Core
Portfolio Size	\$639,929,742	\$1,466,967,998
% of total pool	30.37%	69.63%
Portfolio Duration*	0.35	1.75
Index Duration*	0.36	1.89
% of index	97.43%	92.38%
Weighted Average Days to Maturity	154	851
Earned Income Yield	1.793%	1.753%

* Macaulay's Duration for Liquidity and Effective Duration for Core.



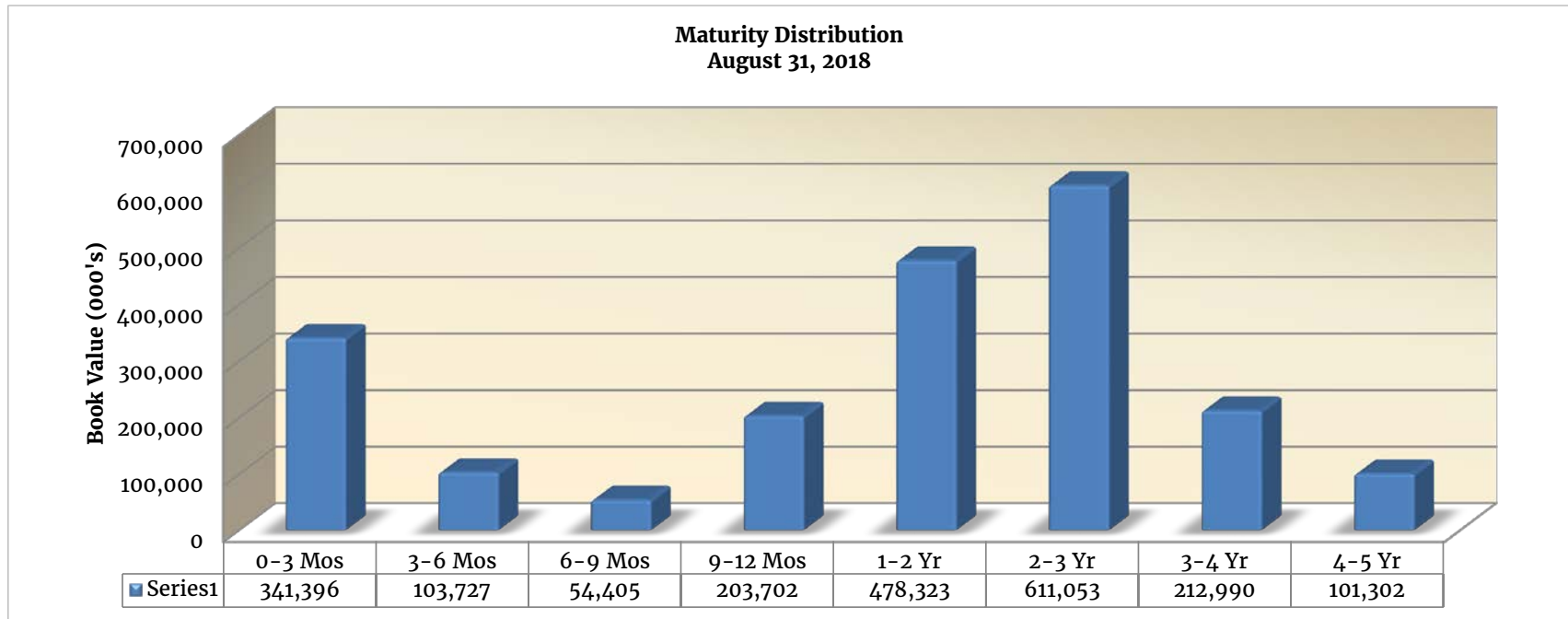
INVESTMENT STATUS SUMMARY BY FUND TYPE

Category	Cost of Invest Held	% of Total	Market Value
POOLED INVESTMENTS:	\$2,106,897,740.01	98.94%	\$2,093,543,479.80
BOND/NOTE FUNDS INVESTED BY TREASURER: SDTFC Series 2018C Tax Exempt	\$22,573,978.87	1.06%	\$22,630,166.70
TOTAL INVESTED FUNDS:	\$2,129,471,718.88	100.00%	\$2,116,173,646.50



MATURITY DISTRIBUTION

Current Book Value (000's)	0-3 Mos	3-6 Mos	6-9 Mos	9-12 Mos	1-2 Yr	2-3 Yr	3-4 Yr	4-5 Yr	Totals (000's)
ASSET BACKED SECURITIES				5,493	59,403	101,436	139,000	101,302	406,633
COMMERCIAL PAPER	265,106	98,727							363,833
CORPORATE MTN/BONDS		5,000	5,000	40,719	239,483	193,043			483,244
LOCAL AGENCY INVESTMENT FUND	61,467								61,467
SUPRANATIONALS	14,824		24,925	24,965		50,411			115,125
TREASURY NOTES/BONDS				7,667	139,503	121,221	73,990		342,382
AGENCY NOTES/BONDS				124,858	39,933	144,943			309,734
AGENCY DISCOUNT NOTES			24,480						24,480
Totals (000's):	341,396	103,727	54,405	203,702	478,323	611,053	212,990	101,302	2,106,898
% of Portfolio	16.20%	4.92%	2.58%	9.67%	22.70%	29.00%	10.11%	4.81%	100.00%

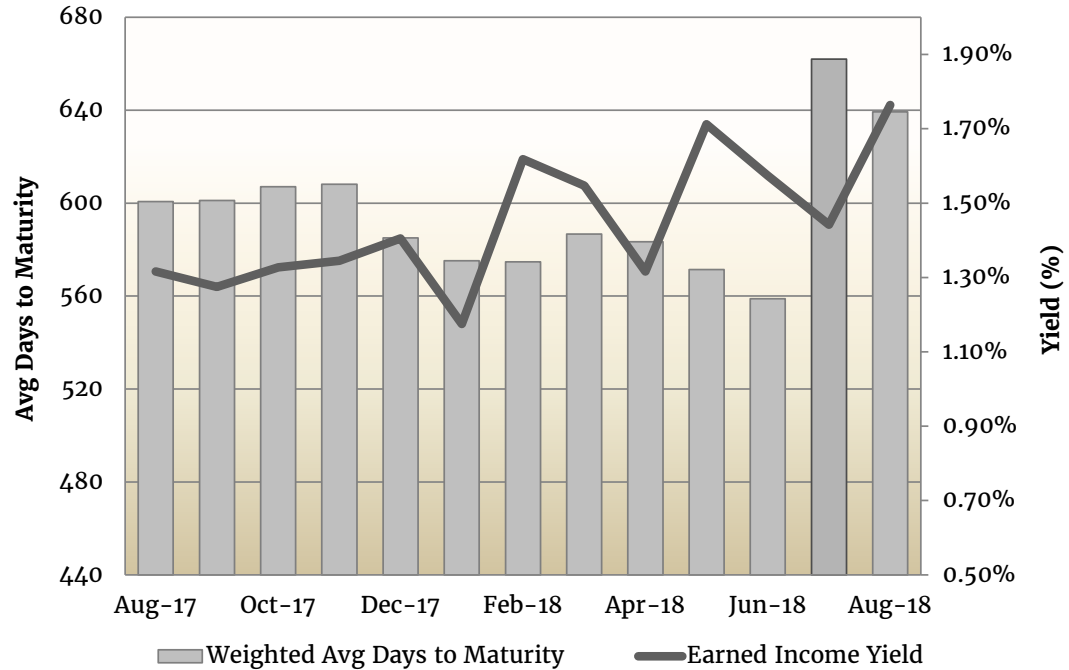




PORTFOLIO - EARNED INCOME YIELD

Month	Earned Income Yield	Weighted Avg Days to Maturity
Aug-17	1.32%	600.69
Sep-17	1.28%	601.16
Oct-17	1.33%	607.12
Nov-17	1.35%	608.17
Dec-17	1.41%	585.00
Jan-18	1.18%	575.19
Feb-18	1.62%	574.76
Mar-18	1.55%	586.68
Apr-18	1.32%	583.43
May-18	1.71%	571.40
Jun-18	1.57%	558.84
Jul-18	1.44%	661.99
Aug-18	1.76%	639.27

Yield and Weighted Average Days to Maturity Trends



TREASURY NOTES/BONDS	Issuer	CUSIP	Coupon Rate	Yield to Maturity	Modified Duration	Purchase Date	Maturity Date	Current Par Value	Current Book Value	Market Value	Market Price	Price Source
US Treasury Note	US Treasury	9128282B5	0.750	0.896	0.954	9/1/2016	8/15/2019	7,700,000.00	7,667,214.85	7,576,954.00	98.402	IDC-FIS
US Treasury Note	US Treasury	9128282G4	0.875	0.859	1.032	10/3/2016	9/15/2019	40,000,000.00	40,018,750.00	39,345,200.00	98.363	IDC-FIS
US Treasury Note	US Treasury	912828T59	1.000	0.995	1.115	11/1/2016	10/15/2019	25,000,000.00	25,003,906.25	24,587,000.00	98.348	IDC-FIS
US Treasury Note	US Treasury	912828U73	1.375	1.549	1.279	12/22/2016	12/15/2019	25,000,000.00	24,874,023.44	24,631,750.00	98.527	IDC-FIS
US Treasury Note	US Treasury	912828UV0	1.125	1.529	1.567	3/31/2017	3/31/2020	25,000,000.00	24,705,078.13	24,438,500.00	97.754	IDC-FIS
US Treasury Note	US Treasury	912828L32	1.375	1.500	1.980	6/1/2017	8/31/2020	25,000,000.00	24,901,367.19	24,391,500.00	97.566	IDC-FIS
US Treasury Note	US Treasury	912828M98	1.625	1.587	2.210	8/1/2017	11/30/2020	23,000,000.00	23,027,851.56	22,486,180.00	97.766	IDC-FIS
US Treasury Note	US Treasury	912828B58	2.125	2.613	2.364	5/1/2018	1/31/2021	25,000,000.00	24,677,734.38	24,683,500.00	98.734	IDC-FIS
US Treasury Note	US Treasury	912828Q78	1.375	2.428	2.615	4/2/2018	4/30/2021	25,000,000.00	24,223,632.81	24,168,000.00	96.672	IDC-FIS
US Treasury Note	US Treasury	912828WR7	2.125	2.452	2.755	4/2/2018	6/30/2021	25,000,000.00	24,746,093.75	24,618,250.00	98.473	IDC-FIS
US Treasury Note	US Treasury	912828D72	2.000	2.586	2.926	6/1/2018	8/31/2021	25,000,000.00	24,545,898.44	24,501,000.00	98.004	IDC-FIS
US Treasury Note	US Treasury	912828T67	1.250	1.510	3.102	11/14/2016	10/31/2021	25,000,000.00	24,690,429.69	23,905,250.00	95.621	IDC-FIS
US Treasury Note	US Treasury	912828G87	2.125	2.620	3.224	6/1/2018	12/31/2021	25,000,000.00	24,579,101.56	24,535,250.00	98.141	IDC-FIS
US Treasury Note	US Treasury	912828V72	1.875	2.163	3.320	1/3/2018	1/31/2022	25,000,000.00	24,720,703.13	24,316,500.00	97.266	IDC-FIS
Total	Count 14		1.508	1.808	2.186			345,700,000.00	342,381,785.18	338,184,834.00	97.826	

AGENCY NOTES/BONDS	Issuer	CUSIP	Coupon Rate	Yield to Maturity	Modified Duration	Purchase Date	Maturity Date	Current Par Value	Current Book Value	Market Value	Market Price	Price Source
Agency Note	Federal Home Loan Mortgage Corporation	3137EAEB1	0.875	0.956	0.881	7/19/2018	7/19/2019	25,000,000.00	24,979,814.90	24,666,750.00	98.667	IDC-FIS
Agency Note	Federal Home Loan Mortgage Corporation	3137EAEB1	0.875	0.960	0.881	7/19/2018	7/19/2019	25,000,000.00	24,978,956.08	24,666,750.00	98.667	IDC-FIS
Agency Note	Federal National Mortgage Association	3135G0N33	0.875	0.931	0.917	8/2/2018	8/2/2019	25,000,000.00	24,986,000.00	24,640,750.00	98.563	IDC-FIS
Agency Note	Federal Home Loan Bank	3130A8Y72	0.875	0.940	0.926	8/4/2016	8/5/2019	25,000,000.00	24,952,000.00	24,637,500.00	98.550	IDC-FIS
Agency Note	Federal National Mortgage Association	3135G0P49	1.000	1.053	0.998	9/2/2016	8/28/2019	25,000,000.00	24,961,000.00	24,642,750.00	98.571	IDC-FIS
Agency Note	Federal National Mortgage Association	3135G0R39	1.000	1.091	1.140	10/25/2016	10/24/2019	25,000,000.00	24,933,000.00	24,575,000.00	98.300	IDC-FIS
Agency Note	Federal Home Loan Mortgage Corporation	3134GARV8	1.300	1.300	1.140	10/28/2016	10/25/2019	15,000,000.00	15,000,000.00	14,788,950.00	98.593	IDC-FIS
Agency Note	Federal Home Loan Bank	3130ACE26	1.375	1.519	2.041	9/12/2017	9/28/2020	25,000,000.00	24,893,500.00	24,352,750.00	97.411	IDC-FIS
Agency Note	Federal Home Loan Mortgage Corporation	3137EAEJ4	1.625	1.687	2.038	9/29/2017	9/29/2020	20,000,000.00	19,963,800.00	19,591,800.00	97.959	IDC-FIS
Agency Note	Federal National Mortgage Association	3135G0J20	1.375	1.986	2.452	12/1/2017	2/26/2021	25,000,000.00	24,523,350.00	24,203,250.00	96.813	IDC-FIS
Agency Note	Federal Home Loan Bank	3130A0XD7	2.375	2.513	2.444	3/1/2018	3/12/2021	25,000,000.00	24,899,500.00	24,776,000.00	99.104	IDC-FIS
Agency Note	Federal National Mortgage Association	3135G0U27	2.500	2.552	2.526	4/13/2018	4/13/2021	25,000,000.00	24,962,750.00	24,861,000.00	99.444	IDC-FIS
Agency Note	Federal Home Loan Bank	313373ZY1	3.625	2.703	2.649	7/2/2018	6/11/2021	25,000,000.00	25,700,114.58	25,597,750.00	102.391	IDC-FIS
Total	Count 13		1.524	1.561	1.627			310,000,000.00	309,733,785.56	306,001,000.00	98.710	

AGENCY DISCOUNT NOTES	Issuer	CUSIP	Coupon Rate	Yield to Maturity	Modified Duration	Purchase Date	Maturity Date	Current Par Value	Current Book Value	Market Value	Market Price	Price Source
Agency Discount Note	Federal Home Loan Bank	313384ET2	2.240	2.288	0.646	5/25/2018	4/24/2019	25,000,000.00	24,480,444.44	24,631,000.00	98.524	IDC-FIS
Total	Count 1		2.240	2.288	0.646			25,000,000.00	24,480,444.44	24,631,000.00	98.524	

SUPRANATIONALS	Issuer	CUSIP	Coupon Rate	Yield to Maturity	Modified Duration	Purchase Date	Maturity Date	Current Par Value	Current Book Value	Market Value	Market Price	Price Source
Supranationals	Intl Bank of Reconstruction & Development	459053P99	1.950	1.973	0.219	4/16/2018	11/19/2018	15,000,000.00	14,823,687.50	14,933,850.00	99.559	IDC-FIS
Supranationals	Inter-American Development Bank	458182DX7	1.000	1.122	0.698	4/12/2016	5/13/2019	25,000,000.00	24,925,000.00	24,737,750.00	98.951	IDC-FIS
Supranationals	Intl Bank of Reconstruction & Development	459058EV1	1.250	1.390	0.900	7/26/2018	7/26/2019	25,000,000.00	24,965,432.35	24,722,000.00	98.888	IDC-FIS
Supranationals	Intl Bank of Reconstruction & Development	459058GA5	1.626	1.581	1.968	9/13/2017	9/4/2020	25,000,000.00	25,027,250.00	24,463,500.00	97.854	IDC-FIS
Supranationals	Inter-American Development Bank	4581XoCD8	2.125	1.624	2.137	9/13/2017	11/9/2020	25,000,000.00	25,383,250.00	24,662,250.00	98.649	IDC-FIS
	Total	Count 5	1.561	1.500	1.270			115,000,000.00	115,124,619.85	113,519,350.00	98.712	
LOCAL AGENCY INVESTMENT FUND	Issuer	CUSIP	Coupon Rate	Yield to Maturity	Modified Duration	Purchase Date	Maturity Date	Current Par Value	Current Book Value	Market Value	Market Price	Price Source
Local Agency Investment Fund	California State Pool		1.900	1.900	0.003	3/31/2003	9/1/2018	61,466,757.77	61,466,757.77	61,466,757.77	100.000	BOOK
	Total	Count 1	1.900	1.900	0.003			61,466,757.77	61,466,757.77	61,466,757.77	100.000	
ASSET BACKED SECURITIES	Issuer	CUSIP	Coupon Rate	Yield to Maturity	Modified Duration	Purchase Date	Maturity Date	Current Par Value	Current Book Value	Market Value	Market Price	Price Source
Asset Backed Security	Mercedes-Benz Auto Lease Trust 2016-B	58768MAC5	1.350	1.574	0.495	1/27/2017	8/15/2019	5,521,642.14	5,492,735.89	5,509,281.39	99.776	UPRICE
Asset Backed Security	BMW Vehicle Lease Trust 2016-2	05582XAD4	1.430	1.678	0.550	1/23/2017	9/20/2019	3,813,246.22	3,795,565.83	3,800,634.29	99.669	UPRICE
Asset Backed Security	BMW Vehicle Lease Trust 2016-2	05582XAD4	1.430	1.726	0.550	3/9/2017	9/20/2019	3,622,692.59	3,603,942.59	3,610,710.90	99.669	UPRICE
Asset Backed Security	Honda Auto Receivables Owners Trust	43811BAB0	1.460	1.697	0.201	1/8/2018	10/15/2019	3,641,986.52	3,619,986.43	3,634,330.70	99.790	UPRICE
Asset Backed Security	Mercedes-Benz Auto Lease Trust 2016-B	58769DAD2	1.790	1.792	0.826	4/26/2017	4/15/2020	19,000,000.00	18,999,566.80	18,919,863.70	99.578	UPRICE
Asset Backed Security	BMW Vehicle Lease Trust 2016-2	055657AC4	1.980	1.987	0.880	3/22/2017	5/20/2020	9,500,000.00	9,498,908.45	9,457,287.05	99.550	UPRICE
Asset Backed Security	Chase Issuance Trust	161571HE7	1.490	4.296	0.938	6/22/2018	7/15/2020	7,500,000.00	7,282,031.25	7,308,371.25	97.445	UPRICE
Asset Backed Security	Toyota Auto Rec Owners Trust	89237WAD9	1.140	1.533	0.988	1/26/2017	8/17/2020	2,857,437.46	2,826,007.58	2,838,183.47	99.326	UPRICE
Asset Backed Security	Bank of America Credit Card TR 2017	05522RCX4	1.840	4.087	0.981	8/10/2018	8/17/2020	10,000,000.00	9,777,343.75	9,795,568.00	97.956	UPRICE
Asset Backed Security	Citibank Credit Card Issuance Trust	17305EGA7	1.740	1.673	1.362	3/1/2017	1/19/2021	5,000,000.00	5,012,500.00	4,986,864.50	99.737	UPRICE
Asset Backed Security	Citibank Credit Card Issuance Trust	17305EGA7	1.740	1.718	1.361	3/10/2017	1/19/2021	5,000,000.00	5,004,101.56	4,986,864.50	99.737	UPRICE

POOLED INVESTMENTS AT AUGUST 31, 2018 - PORTFOLIO POSITION DETAIL

Asset Backed Security	Toyota Auto Rec Owners Trust	89238MAD0	1.730	1.736	1.237	3/15/2017	2/16/2021	5,000,000.00	4,999,411.50	4,961,207.00	99.224	UPRICE
Asset Backed Security	John Deere Owner Trust	47787XAC1	1.780	1.787	1.319	3/2/2017	4/15/2021	2,500,000.00	2,499,644.00	2,478,899.50	99.156	UPRICE
Asset Backed Security	Nissan Master Owner Trust	65474VAL5	1.540	1.920	1.398	4/4/2017	6/15/2021	7,094,000.00	7,038,023.91	7,026,577.91	99.050	UPRICE
Asset Backed Security	Chase Issuance Trust	161571HC1	1.370	1.686	1.400	4/7/2017	6/15/2021	16,365,000.00	16,257,604.69	16,202,549.55	99.007	UPRICE
Asset Backed Security	Nissan Master Owner Trust	65474VAL5	1.540	1.744	1.400	6/8/2017	6/15/2021	2,050,000.00	2,041,671.88	2,030,516.60	99.050	UPRICE
Asset Backed Security	Chase Issuance Trust	161571HF4	1.270	2.087	0.870	8/27/2018	7/15/2021	21,320,000.00	21,077,516.10	21,072,327.69	98.838	UPRICE
Asset Backed Security	Chase Issuance Trust	161571HF4	1.270	1.720	1.441	10/5/2017	7/15/2021	15,000,000.00	14,873,437.50	14,825,746.50	98.838	UPRICE
Asset Backed Security	Honda Auto Receivables Owners Trust	43814TAC6	1.720	1.723	1.458	3/28/2017	7/21/2021	8,500,000.00	8,499,494.25	8,431,477.25	99.194	UPRICE
Asset Backed Security	Chase Issuance Trust	161571FK5	1.580	1.671	1.483	4/26/2017	8/16/2021	10,150,000.00	10,130,175.78	10,046,307.60	98.978	UPRICE
Asset Backed Security	Chase Issuance Trust	161571FK5	1.580	1.637	1.484	6/12/2017	8/16/2021	4,007,000.00	4,002,304.30	3,966,064.49	98.978	UPRICE
Asset Backed Security	Citibank Credit Card Issuance Trust	17305EFW0	1.750	1.775	1.691	4/11/2017	11/19/2021	11,265,000.00	11,252,678.91	11,125,537.05	98.762	UPRICE
Asset Backed Security	Citibank Credit Card Issuance Trust	17305EFW0	1.750	1.784	1.691	7/12/2017	11/19/2021	10,000,000.00	9,985,546.88	9,876,198.00	98.762	UPRICE
Asset Backed Security	Nissan Auto Lease Trust 2016-B	65477XAE4	1.610	1.715	1.687	2/2/2017	1/18/2022	10,000,000.00	9,974,218.75	9,962,776.00	99.628	UPRICE
Asset Backed Security	Citibank Credit Card Issuance Trust	17305EGB5	1.920	1.926	1.821	4/11/2017	4/7/2022	25,000,000.00	24,992,797.50	24,624,150.00	98.497	UPRICE
Asset Backed Security	Chase Issuance Trust	161571GX6	1.840	1.907	1.807	7/11/2017	4/15/2022	5,250,000.00	5,241,796.88	5,164,946.85	98.380	UPRICE
Asset Backed Security	Chase Issuance Trust	161571GX6	1.840	1.781	1.809	8/10/2017	4/15/2022	12,200,000.00	12,216,679.69	12,002,352.68	98.380	UPRICE
Asset Backed Security	Chase Issuance Trust	161571GX6	1.840	2.580	1.798	2/21/2018	4/15/2022	14,340,000.00	14,121,539.06	14,107,683.40	98.380	UPRICE
Asset Backed Security	Chase Issuance Trust	161571HE7	1.490	2.957	1.913	5/23/2018	7/15/2022	10,000,000.00	9,701,171.88	9,744,495.00	97.445	UPRICE
Asset Backed Security	Citibank Credit Card Issuance Trust	17305EGG4	1.860	2.379	2.118	4/16/2018	8/8/2022	9,920,000.00	9,709,975.00	9,711,448.86	97.898	UPRICE
Asset Backed Security	Citibank Credit Card Issuance Trust	17305EGG4	1.860	2.416	2.117	5/15/2018	8/8/2022	7,377,000.00	7,213,034.65	7,221,911.12	97.898	UPRICE
Asset Backed Security	Citibank Credit Card Issuance Trust	17305EGG4	1.860	2.425	2.116	5/17/2018	8/8/2022	9,190,000.00	8,982,507.03	8,996,795.87	97.898	UPRICE
Asset Backed Security	Citibank Credit Card Issuance Trust	17305EGG4	1.860	2.426	2.117	5/22/2018	8/8/2022	6,010,000.00	5,874,540.23	5,883,649.97	97.898	UPRICE
Asset Backed Security	Bank of America Credit Card TR 2017	05522RCW6	1.950	2.484	1.960	2/20/2018	8/15/2022	9,850,000.00	9,733,031.25	9,715,112.13	98.631	UPRICE
Asset Backed Security	American Express Credit Account	02587AAJ3	1.930	1.961	2.010	11/20/2017	9/15/2022	5,375,000.00	5,371,010.74	5,300,539.59	98.615	UPRICE
Asset Backed Security	American Express Credit Account	02587AAJ3	1.930	2.027	2.009	11/27/2017	9/15/2022	15,785,000.00	15,748,620.51	15,566,328.82	98.615	UPRICE
Asset Backed Security	American Express Credit Account	02587AAJ3	1.930	2.525	2.000	2/26/2018	9/15/2022	8,066,000.00	7,958,243.28	7,954,260.90	98.615	UPRICE
Asset Backed Security	American Express Credit Account	02582JHQ6	2.670	2.675	2.039	3/21/2018	10/17/2022	20,000,000.00	19,997,678.00	19,957,304.00	99.787	UPRICE
Asset Backed Security	American Express Credit Account	02582JHE3	1.770	2.508	2.080	2/26/2018	11/15/2022	18,295,000.00	17,981,269.34	17,975,280.24	98.252	UPRICE

POOLED INVESTMENTS AT AUGUST 31, 2018 - PORTFOLIO POSITION DETAIL

Asset Backed Security	Bank of America Credit Card TR 2017	05522RCX4	1.840	2.851	2.155	6/11/2018	1/17/2023	5,570,000.00	5,444,239.84	5,456,131.38	97.956	UPRICE
Asset Backed Security	Citibank Credit Card Issuance Trust	17305EGK5	2.490	2.493	2.322	1/31/2018	1/20/2023	24,000,000.00	23,996,678.40	23,737,927.20	98.908	UPRICE
Asset Backed Security	American Express Credit Account	02582JHJ2	2.040	2.871	2.314	7/25/2018	5/15/2023	4,900,000.00	4,804,105.47	4,810,548.05	98.174	UPRICE
Total			Count 42	1.796	2.186	1.617		409,836,004.93	406,633,337.33	404,785,010.95	98.768	

COMMERCIAL PAPER	Issuer	CUSIP	Coupon Rate	Yield to Maturity	Modified Duration	Purchase Date	Maturity Date	Current Par Value	Current Book Value	Market Value	Market Price	Price Source
Commercial Paper	BNP Paribas NY	09659CJ41	1.890	1.890	0.011	8/31/2018	9/4/2018	50,000,000.00	49,989,500.00	49,991,625.00	99.983	IDC-FIS
Commercial Paper	Natixis NY	63873KJ40	1.890	1.890	0.011	8/31/2018	9/4/2018	42,100,000.00	42,091,159.00	42,092,948.25	99.983	IDC-FIS
Commercial Paper	Canadian Imperial Holdings, Inc.	13607FJ72	2.080	2.103	0.019	2/26/2018	9/7/2018	25,000,000.00	24,721,222.22	24,991,625.00	99.967	IDC-FIS
Commercial Paper	Bayerische Landesbank NY	07274MJM8	2.060	2.064	0.057	8/16/2018	9/21/2018	10,000,000.00	9,979,400.00	9,988,833.33	99.888	IDC-FIS
Commercial Paper	Toyota Motor Credit Corp.	89233HJM7	2.120	2.146	0.057	3/1/2018	9/21/2018	15,000,000.00	14,819,800.00	14,983,250.00	99.888	IDC-FIS
Commercial Paper	Natixis NY	63873KK55	2.270	2.302	0.096	2/27/2018	10/5/2018	25,000,000.00	24,653,194.44	24,952,541.67	99.810	IDC-FIS
Commercial Paper	J.P. Morgan Securities LLC	46640QKK6	2.440	2.471	0.134	4/16/2018	10/19/2018	25,000,000.00	24,684,833.33	24,933,000.00	99.732	IDC-FIS
Commercial Paper	Toyota Motor Credit Corp.	89233HL28	2.330	2.351	0.172	6/20/2018	11/2/2018	25,000,000.00	24,781,562.50	24,909,152.78	99.637	IDC-FIS
Commercial Paper	J.P. Morgan Securities LLC	46640QLG4	2.400	2.429	0.211	5/18/2018	11/16/2018	25,000,000.00	24,696,666.67	24,888,638.89	99.555	IDC-FIS
Commercial Paper	Toyota Motor Credit Corp.	89233HLW2	2.360	2.390	0.249	5/24/2018	11/30/2018	25,000,000.00	24,688,611.11	24,860,625.00	99.443	IDC-FIS
Commercial Paper	Bayerische Landesbank NY	07274MME2	2.360	2.392	0.287	5/25/2018	12/14/2018	25,000,000.00	24,667,305.56	24,838,944.44	99.356	IDC-FIS
Commercial Paper	Credit Agricole CIB NY	22533UMU4	2.440	2.476	0.326	5/25/2018	12/28/2018	25,000,000.00	24,632,305.56	24,817,263.89	99.269	IDC-FIS
Commercial Paper	Canadian Imperial Holdings, Inc.	13607FN88	2.220	2.244	0.364	7/25/2018	1/11/2019	25,000,000.00	24,737,916.67	24,785,500.00	99.142	IDC-FIS
Commercial Paper	MUFG Bank Ltd NY	62479MNR0	2.420	2.450	0.402	7/24/2018	1/25/2019	25,000,000.00	24,689,097.22	24,762,750.00	99.051	IDC-FIS
Total			Count 14	2.204	2.225	0.160		367,100,000.00	363,832,574.28	365,796,698.25	99.645	

CORPORATE MTN/BONDS	Issuer	CUSIP	Coupon Rate	Yield to Maturity	Modified Duration	Purchase Date	Maturity Date	Current Par Value	Current Book Value	Market Value	Market Price	Price Source
Medium Term Note	Apple Inc.	037833BR0	3.130	3.130	0.473	5/23/2018	2/22/2019	5,000,000.00	5,000,000.00	5,020,450.00	100.409	IDC-FIS
Medium Term Note	Cisco Systems Inc.	17275RAQ5	2.800	2.800	0.745	6/1/2018	3/1/2019	5,000,000.00	5,000,000.00	5,013,450.00	100.269	IDC-FIS
Medium Term Note	Pfizer Inc.	717081DU4	1.450	1.638	0.752	6/3/2018	6/3/2019	10,045,000.00	10,026,392.36	9,963,434.60	99.188	IDC-FIS
Medium Term Note	Caterpillar Financial Services	14912L6B2	2.100	1.838	0.767	6/9/2018	6/9/2019	9,300,000.00	9,324,012.80	9,266,520.00	99.640	IDC-FIS
Medium Term Note	Home Depot Inc.	437076BE1	2.000	1.617	0.784	6/15/2018	6/15/2019	8,590,000.00	8,622,533.28	8,560,879.90	99.661	IDC-FIS
Medium Term Note	American Honda Finance	02665WBE0	1.200	1.859	0.861	7/12/2018	7/12/2019	7,500,000.00	7,451,232.62	7,418,100.00	98.908	IDC-FIS
Medium Term Note	American Honda Finance	02665WBE0	1.200	1.782	0.861	7/12/2018	7/12/2019	5,325,000.00	5,294,400.72	5,266,851.00	98.908	IDC-FIS
Medium Term Note	Bank of New York Mellon	06406HCW7	2.300	2.247	1.011	1/19/2018	9/11/2019	15,000,000.00	15,012,450.00	14,944,050.00	99.627	IDC-FIS
Medium Term Note	Cisco Systems Inc.	17275RBG6	1.400	1.732	1.042	3/29/2017	9/20/2019	10,000,000.00	9,919,900.00	9,867,400.00	98.674	IDC-FIS
Medium Term Note	JPMorgan Chase Bank	48125LRG9	1.650	1.862	1.049	6/8/2017	9/23/2019	6,816,000.00	6,783,624.00	6,741,024.00	98.900	IDC-FIS
Medium Term Note	Fifth Third Bank	31677QBH1	1.625	2.081	1.060	1/6/2017	9/27/2019	7,120,000.00	7,034,346.40	7,035,058.40	98.807	IDC-FIS
Medium Term Note	Oracle Corp.	68389XAX3	2.250	1.810	1.086	2/6/2017	10/8/2019	10,000,000.00	10,114,100.00	9,959,100.00	99.591	IDC-FIS
Medium Term Note	Honeywell International Inc.	438516BQ8	1.800	1.840	1.151	10/30/2017	10/30/2019	7,000,000.00	6,994,540.00	6,941,480.00	99.164	IDC-FIS
Medium Term Note	Costo Wholesale Corp.	22160KAF2	1.700	1.716	1.276	5/11/2017	12/15/2019	13,234,000.00	13,228,441.72	13,072,148.18	98.777	IDC-FIS
Medium Term Note	Toyota Motor Credit Corp.	89236TEJ0	2.200	2.246	1.342	1/11/2018	1/10/2020	5,000,000.00	4,995,550.00	4,961,200.00	99.224	IDC-FIS
Medium Term Note	JPMorgan Chase & Co.	46625HKA7	2.250	1.909	1.378	8/25/2017	1/23/2020	10,000,000.00	10,079,800.00	9,899,500.00	98.995	IDC-FIS
Medium Term Note	Microsoft Corp.	594918BV5	1.850	1.754	1.417	3/30/2017	2/6/2020	4,426,000.00	4,437,728.90	4,377,977.90	98.915	IDC-FIS
Medium Term Note	Microsoft Corp.	594918BV5	1.850	1.681	1.417	4/18/2017	2/6/2020	5,990,000.00	6,017,494.10	5,925,008.50	98.915	IDC-FIS
Medium Term Note	Merck & Co Inc.	58933YAS4	1.850	1.704	1.428	9/14/2017	2/10/2020	9,803,000.00	9,836,526.26	9,687,324.60	98.820	IDC-FIS
Medium Term Note	Bank of New York Mellon	06406HCZ0	2.150	2.965	1.465	7/24/2018	2/24/2020	10,000,000.00	9,874,700.00	9,895,500.00	98.955	IDC-FIS
Medium Term Note	PACCAR Financial Corp.	69371RN69	1.950	2.012	1.474	2/27/2017	2/27/2020	3,000,000.00	2,994,600.00	2,955,960.00	98.532	IDC-FIS

POOLED INVESTMENTS AT AUGUST 31, 2018 - PORTFOLIO POSITION DETAIL

Medium Term Note	American Express Credit Corp.	0258MoEE5	2.200	2.236	1.473	3/3/2017	3/3/2020	5,000,000.00	4,994,800.00	4,939,200.00	98.784	IDC-FIS
Medium Term Note	Chevron Corp.	166764AR1	1.961	1.966	1.477	5/15/2017	3/3/2020	10,000,000.00	9,998,400.00	9,881,000.00	98.810	IDC-FIS
Medium Term Note	American Express Credit Corp.	0258MoEE5	2.200	2.048	1.473	11/2/2017	3/3/2020	10,000,000.00	10,034,300.00	9,878,400.00	98.784	IDC-FIS
Medium Term Note	The Walt Disney Co.	25468PDP8	1.950	1.959	1.480	3/6/2017	3/4/2020	5,000,000.00	4,998,700.00	4,935,950.00	98.719	IDC-FIS
Medium Term Note	John Deere Capital Corp.	24422ETQ2	2.200	2.227	1.501	3/15/2017	3/13/2020	10,000,000.00	9,992,200.00	9,900,000.00	99.000	IDC-FIS
Medium Term Note	John Deere Capital Corp.	24422ETQ2	2.200	2.581	1.501	2/28/2018	3/13/2020	10,000,000.00	9,924,660.00	9,900,000.00	99.000	IDC-FIS
Medium Term Note	Apple Inc.	037833CS7	1.800	1.835	1.668	5/11/2017	5/11/2020	10,000,000.00	9,989,800.00	9,843,400.00	98.434	IDC-FIS
Medium Term Note	The Walt Disney Co.	25468PDU7	1.800	1.760	1.735	8/25/2017	6/5/2020	6,713,000.00	6,720,182.91	6,578,471.48	97.996	IDC-FIS
Medium Term Note	Citibank NA	17325FAE8	2.100	2.115	1.750	6/12/2017	6/12/2020	10,000,000.00	9,995,700.00	9,823,800.00	98.238	IDC-FIS
Medium Term Note	Cisco Systems Inc.	17275RAX0	2.450	2.386	1.753	1/23/2018	6/15/2020	10,000,000.00	10,014,600.00	9,940,100.00	99.401	IDC-FIS
Medium Term Note	US Bank NA	90331HNU3	3.050	3.075	1.853	7/24/2018	7/24/2020	10,000,000.00	9,995,200.00	10,025,400.00	100.254	IDC-FIS
Medium Term Note	Intel Corp.	458140AQ3	2.450	1.899	1.875	4/17/2017	7/29/2020	9,056,000.00	9,213,936.64	8,998,494.40	99.365	IDC-FIS
Medium Term Note	Intel Corp.	458140AQ3	2.450	1.893	1.875	4/18/2017	7/29/2020	6,000,000.00	6,105,720.00	5,961,900.00	99.365	IDC-FIS
Medium Term Note	State Street Corp.	857477AS2	2.550	1.965	1.927	5/30/2017	8/18/2020	10,000,000.00	10,181,300.00	9,938,000.00	99.380	IDC-FIS
Medium Term Note	Praxair Inc.	74005PBP8	2.250	2.728	2.009	3/9/2018	9/24/2020	10,534,000.00	10,411,173.56	10,375,147.28	98.492	IDC-FIS
Medium Term Note	Raytheon Company	75511BT7	3.125	2.379	2.047	1/25/2018	10/15/2020	10,000,000.00	10,195,300.00	10,034,300.00	100.343	IDC-FIS
Medium Term Note	UnitedHealth Group Inc.	91324PDC3	1.950	2.736	2.075	3/2/2018	10/15/2020	10,000,000.00	9,802,500.00	9,806,700.00	98.067	IDC-FIS
Medium Term Note	US Bank NA	90331HNG4	2.050	2.057	2.094	10/24/2017	10/23/2020	10,000,000.00	9,998,000.00	9,791,600.00	97.916	IDC-FIS
Medium Term Note	Coca-Cola Co.	191216BT6	1.875	1.883	2.110	6/26/2017	10/27/2020	4,489,000.00	4,487,832.86	4,392,396.72	97.848	IDC-FIS
Medium Term Note	Coca-Cola Co.	191216BT6	1.875	1.880	2.110	6/26/2017	10/27/2020	4,705,000.00	4,704,200.15	4,603,748.40	97.848	IDC-FIS
Medium Term Note	PNC Bank NA	69353REU8	2.450	2.109	2.118	10/20/2017	11/5/2020	6,000,000.00	6,059,940.00	5,914,200.00	98.570	IDC-FIS
Medium Term Note	PNC Bank NA	69353REU8	2.450	2.091	2.118	10/23/2017	11/5/2020	3,000,000.00	3,031,500.00	2,957,100.00	98.570	IDC-FIS
Medium Term Note	Johnson & Johnson	478160CH5	1.950	1.987	2.144	11/10/2017	11/10/2020	5,000,000.00	4,994,650.00	4,920,250.00	98.405	IDC-FIS
Medium Term Note	Intercontinental Exchange Inc.	45866FAC8	2.750	2.204	2.184	11/16/2017	12/1/2020	10,000,000.00	10,159,800.00	9,925,900.00	99.259	UPRICE
Medium Term Note	Visa Inc.	92826CAB8	2.200	2.863	2.232	5/3/2018	12/14/2020	10,000,000.00	9,834,000.00	9,859,300.00	98.593	IDC-FIS
Medium Term Note	Apple Inc.	037833BS8	2.250	2.494	2.423	1/29/2018	2/23/2021	7,355,000.00	7,302,338.20	7,252,986.15	98.613	IDC-FIS
Medium Term Note	Apple Inc.	037833BS8	2.250	2.916	2.422	4/27/2018	2/23/2021	13,455,000.00	13,213,482.75	13,268,379.15	98.613	IDC-FIS
Medium Term Note	Exxon Mobil Corp.	30231GAV4	2.222	2.471	2.421	1/29/2018	3/1/2021	10,000,000.00	9,926,300.00	9,845,100.00	98.451	IDC-FIS
Medium Term Note	Southern California Edison Co.	842400GH0	2.900	2.915	2.398	3/5/2018	3/1/2021	20,000,000.00	19,991,600.00	19,795,000.00	98.975	IDC-FIS
Medium Term Note	General Dynamics Corp.	369550BE7	3.000	3.206	2.585	5/25/2018	5/11/2021	7,001,000.00	6,968,632.04	6,988,188.17	99.817	IDC-FIS
Medium Term Note	General Dynamics Corp.	369550BE7	3.000	3.170	2.585	5/25/2018	5/11/2021	5,000,000.00	4,981,883.33	4,990,850.00	99.817	IDC-FIS
Medium Term Note	UnitedHealth Group Inc.	91324PDH2	3.150	3.169	2.676	6/19/2018	6/15/2021	10,000,000.00	9,994,600.00	10,008,600.00	100.086	IDC-FIS
Medium Term Note	Walmart Inc.	931142EJ8	3.125	3.127	2.699	6/27/2018	6/23/2021	15,000,000.00	14,999,250.00	15,077,100.00	100.514	IDC-FIS
Medium Term Note	Citibank NA	17325FAQ1	3.400	3.439	2.772	7/23/2018	7/23/2021	10,000,000.00	9,989,000.00	10,022,800.00	100.228	IDC-FIS
Medium Term Note	Fifth Third Bank	31677QBN8	3.350	3.359	2.782	7/26/2018	7/26/2021	5,000,000.00	4,998,750.00	5,003,900.00	100.078	IDC-FIS
Medium Term Note	PACCAR Financial Corp.	69371RP42	3.150	3.161	2.825	8/9/2018	8/9/2021	7,000,000.00	6,997,830.00	7,008,750.00	100.125	IDC-FIS
	Total	Count 57	2.289	2.325	1.749			483,457,000.00	483,244,435.60	479,158,828.83	99.111	
Grand Total								2,117,559,762.70	2,106,897,740.01	2,093,543,479.80		



GLOSSARY OF INVESTMENT TERMS

ASSET BACKED SECURITIES: Securities, such as bonds or notes, collateralized by receivables such as credit card or auto loans.

BOOK VALUE: The original cost of the investment, plus accrued interest and amortization of any premium or discount.

CERTIFICATE OF DEPOSIT (CD or NCD): A deposit of funds at a bank for a specified period of time that earns interest at a specified rate. Commonly known as "CDs" or "negotiable CDs."

COUPON: The annual rate at which a bond pays interest.

CUSIP: The number identifying all stocks and registered bonds, using the Committee on Uniform Securities Identification Procedures (CUSIP).

DURATION: Duration measures the price sensitivity of a bond to changes in interest rates.

(a) **EFFECTIVE DURATION** is a duration calculation for bonds with embedded options. Effective duration takes into account that expected cash flows will fluctuate as interest rates change.

(b) **MACAULAY'S DURATION** is the weighted average maturity of the bond's cash flows, where the present values of the cash flows serves as the weights. The greater the duration of the bond, the greater its percentage price volatility.

LOCAL AGENCY INVESTMENT FUND (LAIF): An investment pool sponsored by the State of California and administered/managed by the State Treasurer's Office. Local government units, with consent of the local governing body of that agency, may voluntarily deposit surplus funds for the purpose of investment.

MARKET VALUE: The price at which a security is trading and could presumably be purchased or sold.

MATURITY: The date upon which the principal or stated value of an investment becomes due and payable.

PAR VALUE: The amount of principal which must be paid at maturity. Also referred to as the face amount of a bond, normally quoted in \$1.000 increments per bond.

REPURCHASE AGREEMENT (RP OR REPO): The purchase of securities, on a temporary basis, with the seller's simultaneous agreement to repurchase the securities at a later date at a specified price that includes interest for the buyer's holding period. In essence, this is a collateralized investment whereby the security "buyer" lends the "seller" money for the period of the agreement.

SUPRANATIONAL: An entity formed by two or more central governments through international treaties, for the purpose of promoting economic development for member countries. Two examples of supranational institutions are the International Bank for Reconstruction and Development (World Bank) and the Inter-American Development Bank.

U. S. GOVERNMENT AGENCY SECURITIES: Debt securities issued by U. S. Government sponsored enterprises and federally related institutions. These government agencies include: Federal Home Loan Banks (FHLB); Federal Home Loan Mortgage Corporation (FHLMC, or "Freddie Mac"); Federal National Mortgage Association (FNMA, or "Fannie Mae"); Federal Farm Credit Banks (FFCB); and Tennessee Valley Authority (TVA).

U.S. TREASURY SECURITIES: Securities issued by the U. S. Treasury and backed by the full faith and credit of the United States. Treasuries are considered to have no credit risk, and are the benchmark for interest rates on all other securities in the U.S. and overseas. The Treasury issues both discounted securities and fixed coupon notes and bonds.

WEIGHTED AVERAGE DAYS TO MATURITY: The weighted average of the remaining term to maturity of all of the assets in an investment pool or securities portfolio, as expressed in days.

YIELD: The rate of annual income return on an investment, expressed as a percentage.

(a) **EARNED INCOME YIELD** is the annual income from an investment divided by the current market value.

(b) **YIELD TO MATURITY** is the rate of return earned on an investment considering all cash flows and timing factors: interest earnings, discounts, and premiums above par.

For additional glossary terms, previous Investment Reports, and City Investment Policy, please visit the Office of the City Treasurer's website at: <http://www.sandiego.gov/treasurer/investments/>