



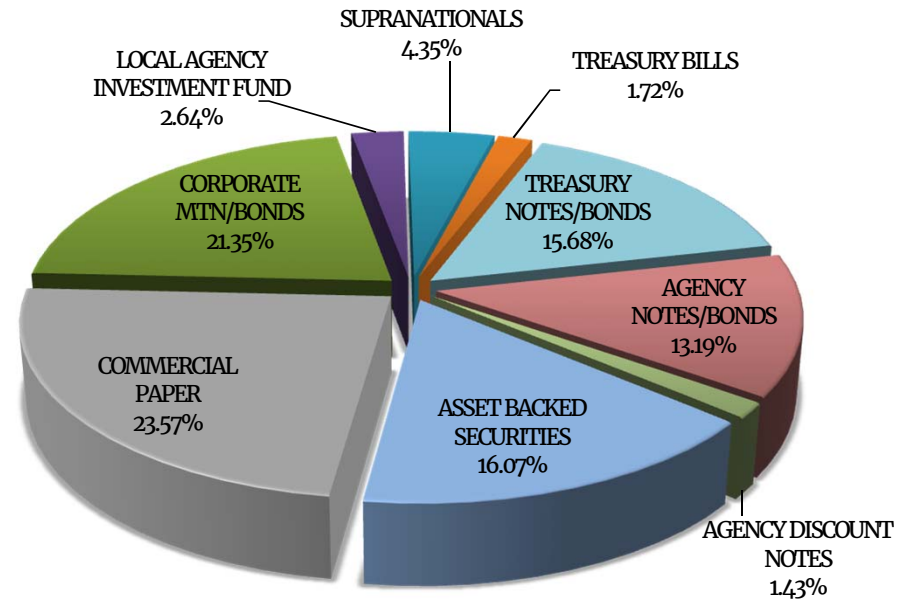
ASSET ALLOCATION

Assets (000's)	Current Par Value	Current Book Value	Market Value	Mkt/Book	Yield to Maturity
ASSET BACKED SECURITIES	371,816	370,568	368,064	99.32%	1.88%
COMMERCIAL PAPER	548,200	543,448	545,176	100.32%	1.68%
CORPORATE MTN/BONDS	491,189	492,173	486,577	98.86%	1.92%
LOCAL AGENCY INVESTMENT FUND	60,950	60,950	60,950	100.00%	1.20%
SUPRANATIONALS	100,000	100,231	98,492	98.27%	1.44%
TREASURY BILLS	40,000	39,767	39,790	100.06%	1.66%
TREASURY NOTES/BONDS	363,000	361,542	355,589	98.35%	1.23%
AGENCY NOTES/BONDS	305,000	304,039	299,491	98.50%	1.25%
AGENCY DISCOUNT NOTES	33,000	32,878	32,930	100.16%	1.41%
Totals (000's):	2,313,155	2,305,596	2,287,058	99.20%	1.61%

Portfolio Breakdown & Statistics

	Liquidity	Core
Portfolio Size	\$767,551,774	\$1,538,044,542
% of total pool	33.29%	66.71%
Portfolio Duration*	0.25	1.72
Index Duration*	0.37	1.89
% of index	66.63%	91.09%
Weighted Average Days to Maturity	129	798
Earned Income Yield	1.503%	1.678%

* Macaulay's Duration for Liquidity and Effective Duration for Core.



Pooled Portfolio Composition by Book Value

POOLED INVESTMENTS AT FEBRUARY 28, 2018 - MATURITY DISTRIBUTION

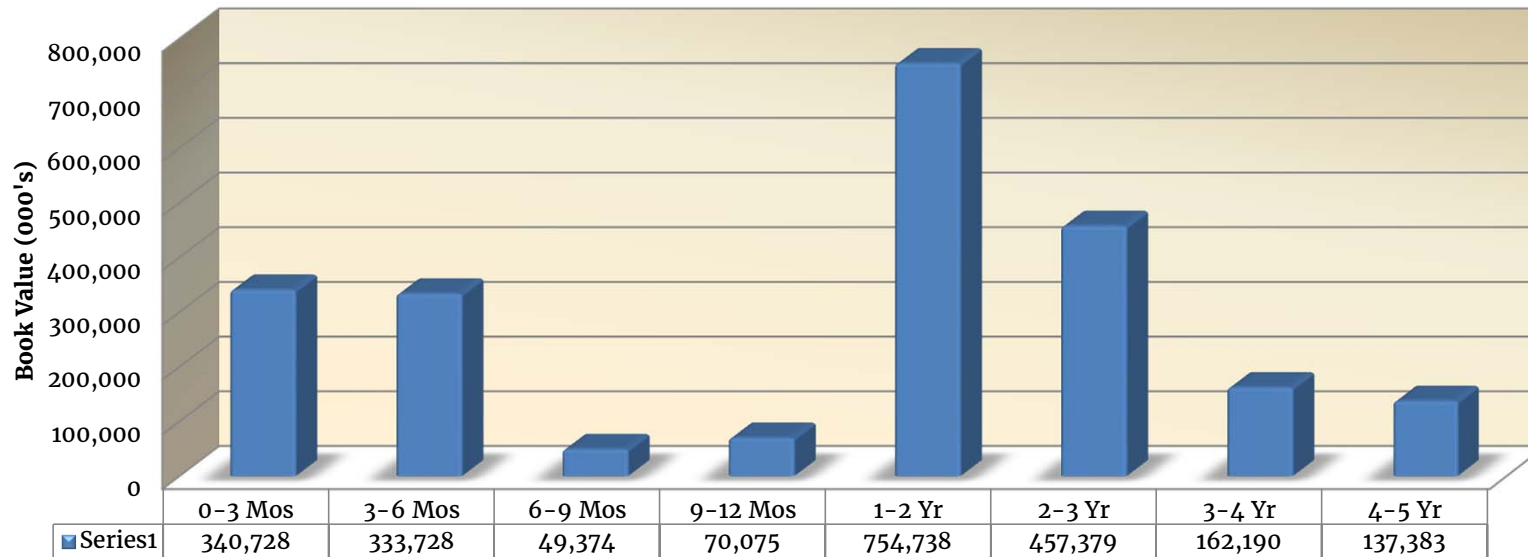
City of San Diego
Office of the City Treasurer



MATURITY DISTRIBUTION

Current Book Value (000's)	0-3 Mos	3-6 Mos	6-9 Mos	9-12 Mos	1-2 Yr	2-3 Yr	3-4 Yr	4-5 Yr	Totals (000's)
ASSET BACKED SECURITIES	10,028				28,804	91,591	102,762	137,383	370,568
COMMERCIAL PAPER	196,980	297,093	49,374						543,448
CORPORATE MTN/BONDS	19,944	16,815		25,090	246,959	173,347	10,018		492,173
LOCAL AGENCY INVESTMENT FUND	60,950								60,950
SUPRANATIONALS					49,804	50,426			100,231
TREASURY BILLS	19,948	19,820							39,767
TREASURY NOTES/BONDS					239,496	72,634	49,411		361,542
AGENCY NOTES/BONDS				44,985	189,674	69,381			304,039
AGENCY DISCOUNT NOTES	32,878								32,878
Totals (000's):	340,728	333,728	49,374	70,075	754,738	457,379	162,190	137,383	2,305,596
% of Portfolio	14.78%	14.47%	2.14%	3.04%	32.74%	19.84%	7.03%	5.96%	100.00%

Maturity Distribution
February 28, 2018

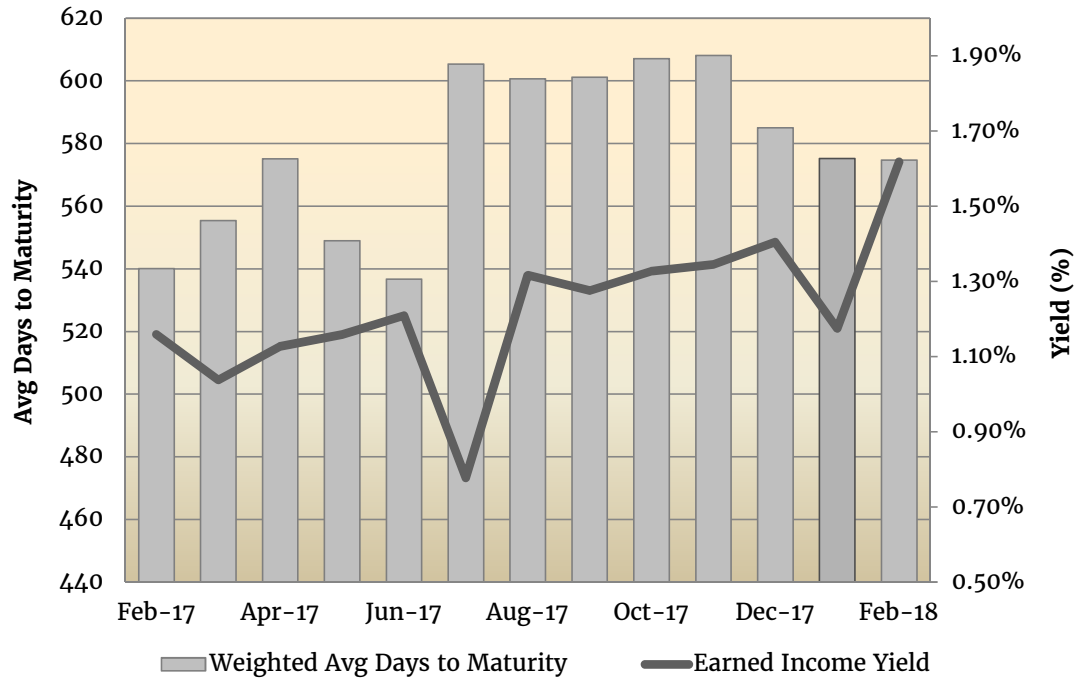




PORTFOLIO - EARNED INCOME YIELD

Month	Earned Income Yield	Weighted Avg Days to Maturity
Feb-17	1.16%	540.08
Mar-17	1.04%	555.39
Apr-17	1.13%	575.17
May-17	1.16%	549.01
Jun-17	1.21%	536.67
Jul-17	0.78%	605.33
Aug-17	1.32%	600.69
Sep-17	1.28%	601.16
Oct-17	1.33%	607.12
Nov-17	1.35%	608.17
Dec-17	1.41%	585.00
Jan-18	1.18%	575.19
Feb-18	1.62%	574.76

Yield and Weighted Average Days to Maturity Trends



TREASURY BILLS	Issuer	CUSIP	Coupon Rate	Yield to Maturity	Modified Duration	Purchase Date	Maturity Date	Current Par Value	Current Book Value	Market Value	Market Price	Price Source
US Treasury Bill	US Treasury	912796PB9	1.520	1.524	0.137	2/16/2018	4/19/2018	20,000,000.00	19,947,644.44	19,958,000.00	99.790	IDC-FIS
US Treasury Bill	US Treasury	912796NQ8	1.783	1.799	0.463	2/15/2018	8/16/2018	20,000,000.00	19,819,718.89	19,831,600.00	99.158	IDC-FIS
	Total	Count 2	1.651	1.661	0.300			40,000,000.00	39,767,363.33	39,789,600.00	99.474	

TREASURY NOTES/BONDS	Issuer	CUSIP	Coupon Rate	Yield to Maturity	Modified Duration	Purchase Date	Maturity Date	Current Par Value	Current Book Value	Market Value	Market Price	Price Source
US Treasury Note	US Treasury	912828P95	1.000	1.151	1.040	3/15/2016	3/15/2019	25,000,000.00	24,888,671.88	24,713,000.00	98.852	IDC-FIS
US Treasury Note	US Treasury	912828Q52	0.875	1.009	1.124	4/28/2016	4/15/2019	25,000,000.00	24,902,343.75	24,651,500.00	98.606	IDC-FIS
US Treasury Note	US Treasury	912828R44	0.875	1.015	1.207	5/19/2016	5/15/2019	25,000,000.00	24,897,460.94	24,624,000.00	98.496	IDC-FIS
US Treasury Note	US Treasury	912828R44	0.875	1.030	1.207	5/31/2016	5/15/2019	25,000,000.00	24,887,695.31	24,624,000.00	98.496	IDC-FIS
US Treasury Note	US Treasury	912828R85	0.875	0.697	1.291	7/1/2016	6/15/2019	25,000,000.00	25,129,882.81	24,593,750.00	98.375	IDC-FIS
US Treasury Note	US Treasury	912828B5	0.750	0.896	1.458	9/1/2016	8/15/2019	25,000,000.00	24,893,554.69	24,484,500.00	97.938	IDC-FIS
US Treasury Note	US Treasury	912828G4	0.875	0.859	1.534	10/3/2016	9/15/2019	40,000,000.00	40,018,750.00	39,192,400.00	97.981	IDC-FIS
US Treasury Note	US Treasury	912828T59	1.000	0.995	1.616	11/1/2016	10/15/2019	25,000,000.00	25,003,906.25	24,514,750.00	98.059	IDC-FIS
US Treasury Note	US Treasury	912828U73	1.375	1.549	1.777	12/22/2016	12/15/2019	25,000,000.00	24,874,023.44	24,622,000.00	98.488	IDC-FIS
US Treasury Note	US Treasury	912828UV0	1.125	1.529	2.055	3/31/2017	3/31/2020	25,000,000.00	24,705,078.13	24,404,250.00	97.617	IDC-FIS
US Treasury Note	US Treasury	912828L32	1.375	1.500	2.466	6/1/2017	8/31/2020	25,000,000.00	24,901,367.19	24,403,250.00	97.613	IDC-FIS
US Treasury Note	US Treasury	912828M98	1.625	1.587	2.690	8/1/2017	11/30/2020	23,000,000.00	23,027,851.56	22,527,350.00	97.945	IDC-FIS
US Treasury Note	US Treasury	912828T67	1.250	1.510	3.580	11/14/2016	10/31/2021	25,000,000.00	24,690,429.69	23,880,000.00	95.520	IDC-FIS
US Treasury Note	US Treasury	912828V72	1.875	2.163	3.788	1/3/2018	1/31/2022	25,000,000.00	24,720,703.13	24,354,500.00	97.418	IDC-FIS
	Total	Count 14	1.111	1.230	1.897			363,000,000.00	361,541,718.77	355,589,250.00	97.958	

AGENCY NOTES/BONDS	Issuer	CUSIP	Coupon Rate	Yield to Maturity	Modified Duration	Purchase Date	Maturity Date	Current Par Value	Current Book Value	Market Value	Market Price	Price Source
Agency Note	Federal National Mortgage Association	3135G0H63	1.375	1.396	0.913	1/8/2016	1/28/2019	25,000,000.00	24,984,500.00	24,839,000.00	99.356	IDC-FIS
Agency Note	Federal Home Loan Mortgage Corporation	3134GA6H2	1.375	1.375	0.997	2/28/2017	2/28/2019	20,000,000.00	20,000,000.00	19,846,200.00	99.231	IDC-FIS
Agency Note	Federal Home Loan Bank	3130A8DB6	1.125	1.139	1.306	6/3/2016	6/21/2019	25,000,000.00	24,989,500.00	24,668,000.00	98.672	IDC-FIS
Agency Note	Federal Home Loan Mortgage Corporation	3137EAEB1	0.875	0.957	1.385	7/20/2016	7/19/2019	25,000,000.00	24,939,500.00	24,548,750.00	98.195	IDC-FIS
Agency Note	Federal Home Loan Mortgage Corporation	3137EAEB1	0.875	0.960	1.385	10/3/2016	7/19/2019	25,000,000.00	24,941,250.00	24,548,750.00	98.195	IDC-FIS
Agency Note	Federal National Mortgage Association	3135G0N33	0.875	0.932	1.421	8/2/2016	8/2/2019	25,000,000.00	24,958,000.00	24,539,000.00	98.156	IDC-FIS
Agency Note	Federal Home Loan Bank	3130A8Y72	0.875	0.940	1.430	8/4/2016	8/5/2019	25,000,000.00	24,952,000.00	24,530,500.00	98.122	IDC-FIS
Agency Note	Federal National Mortgage Association	3135G0P49	1.000	1.053	1.493	9/2/2016	8/28/2019	25,000,000.00	24,961,000.00	24,555,750.00	98.223	IDC-FIS
Agency Note	Federal National Mortgage Association	3135G0R39	1.000	1.091	1.641	10/25/2016	10/24/2019	25,000,000.00	24,933,000.00	24,493,750.00	97.975	IDC-FIS
Agency Note	Federal Home Loan Mortgage Corporation	3134GARV8	1.300	1.300	1.639	10/28/2016	10/25/2019	15,000,000.00	15,000,000.00	14,750,700.00	98.338	IDC-FIS
Agency Note	Federal Home Loan Bank	3130ACE26	1.375	1.519	2.532	9/12/2017	9/28/2020	25,000,000.00	24,893,500.00	24,360,000.00	97.440	IDC-FIS
Agency Note	Federal Home Loan Mortgage Corporation	3137EAEJ4	1.625	1.687	2.526	9/29/2017	9/29/2020	20,000,000.00	19,963,800.00	19,616,000.00	98.080	IDC-FIS
Agency Note	Federal National Mortgage Association	3135G0J20	1.375	1.986	2.943	12/1/2017	2/26/2021	25,000,000.00	24,523,350.00	24,194,750.00	96.779	IDC-FIS
	Total	Count 13	1.142	1.245	1.660			305,000,000.00	304,039,400.00	299,491,150.00	98.194	

AGENCY DISCOUNT NOTES	Issuer	CUSIP	Coupon Rate	Yield to Maturity	Modified Duration	Purchase Date	Maturity Date	Current Par Value	Current Book Value	Market Value	Market Price	Price Source
Agency Discount Note	Federal Home Loan Bank	313385UQ7	1.305	1.310	0.063	12/6/2017	3/23/2018	8,000,000.00	7,968,970.00	7,992,880.00	99.911	IDC-FIS
Agency Discount Note	Federal Home Loan Bank	313385WB8	1.435	1.440	0.159	1/26/2018	4/27/2018	25,000,000.00	24,909,315.97	24,936,750.00	99.747	IDC-FIS
	Total	Count 2	1.403	1.409	0.136			33,000,000.00	32,878,285.97	32,929,630.00	99.787	

SUPRANATIONALS	Issuer	CUSIP	Coupon Rate	Yield to Maturity	Modified Duration	Purchase Date	Maturity Date	Current Par Value	Current Book Value	Market Value	Market Price	Price Source
Supranationals	Inter-American Development Bank	458182DX7	1.000	1.122	1.201	4/12/2016	5/13/2019	25,000,000.00	24,925,000.00	24,627,500.00	98.510	IDC-FIS
Supranationals	Intl Bank of Reconstruction & Development	459058EV1	1.250	1.415	1.402	1/28/2016	7/26/2019	25,000,000.00	24,879,250.00	24,639,750.00	98.559	IDC-FIS
Supranationals	Intl Bank of Reconstruction & Development	459058GA5	1.625	1.587	2.455	9/13/2017	9/4/2020	25,000,000.00	25,043,048.61	24,467,500.00	97.870	IDC-FIS
Supranationals	Inter-American Development Bank	4581XoCD8	2.125	1.624	2.620	9/13/2017	11/9/2020	25,000,000.00	25,383,250.00	24,757,000.00	99.028	IDC-FIS
	Total	Count 4	1.503	1.438	1.920			100,000,000.00	100,230,548.61	98,491,750.00	98.492	
LOCAL AGENCY INVESTMENT FUND	Issuer	CUSIP	Coupon Rate	Yield to Maturity	Modified Duration	Purchase Date	Maturity Date	Current Par Value	Current Book Value	Market Value	Market Price	Price Source
Local Agency Investment Fund	California State Pool		1.200	1.200	0.003	3/31/2003	3/1/2018	60,949,701.05	60,949,701.05	60,949,701.05	100.000	BOOK
	Total	Count 1	1.200	1.200	0.003			60,949,701.05	60,949,701.05	60,949,701.05	100.000	
ASSET BACKED SECURITIES	Issuer	CUSIP	Coupon Rate	Yield to Maturity	Modified Duration	Purchase Date	Maturity Date	Current Par Value	Current Book Value	Market Value	Market Price	Price Source
Asset Backed Security	Citibank Credit Card Issuance Trust	17305EFU4	1.730	1.444	0.115	4/9/2017	4/9/2018	10,000,000.00	10,028,334.76	9,999,297.00	99.993	UPRICE
Asset Backed Security	Mercedes-Benz Auto Lease Trust 2016-B	58768MAC5	1.350	1.574	0.752	1/27/2017	8/15/2019	10,000,000.00	9,971,093.75	9,954,122.00	99.541	UPRICE
Asset Backed Security	BMW Vehicle Lease Trust 2016-2	05582XAD4	1.430	1.678	0.806	1/23/2017	9/20/2019	5,263,000.00	5,245,319.61	5,235,274.52	99.473	UPRICE
Asset Backed Security	BMW Vehicle Lease Trust 2016-2	05582XAD4	1.430	1.726	0.806	3/9/2017	9/20/2019	5,000,000.00	4,981,250.00	4,973,660.00	99.473	UPRICE
Asset Backed Security	Honda Auto Receivables Owners Trust	43811BAB0	1.460	1.697	0.834	1/8/2018	10/15/2019	8,628,059.93	8,606,059.84	8,602,178.34	99.700	UPRICE
Asset Backed Security	Chase Issuance Trust	161571GY4	1.360	1.403	1.083	10/17/2017	4/15/2020	4,005,000.00	4,002,809.77	4,001,333.42	99.908	UPRICE
Asset Backed Security	Chase Issuance Trust	161571GY4	1.360	1.406	1.083	10/19/2017	4/15/2020	10,000,000.00	9,994,140.63	9,990,845.00	99.908	UPRICE
Asset Backed Security	Chase Issuance Trust	161571GY4	1.360	1.411	1.083	11/17/2017	4/15/2020	3,863,000.00	3,860,585.63	3,859,463.42	99.908	UPRICE
Asset Backed Security	Chase Issuance Trust	161571GY4	1.360	1.420	1.082	11/20/2017	4/15/2020	10,000,000.00	9,992,578.13	9,990,845.00	99.908	UPRICE
Asset Backed Security	Chase Issuance Trust	161571GY4	1.360	1.417	1.082	11/21/2017	4/15/2020	2,270,000.00	2,268,403.91	2,267,921.82	99.908	UPRICE
Asset Backed Security	Chase Issuance Trust	161571GY4	1.360	1.421	1.082	11/21/2017	4/15/2020	5,000,000.00	4,996,289.06	4,995,422.50	99.908	UPRICE
Asset Backed Security	Mercedes-Benz Auto Lease Trust 2016-B	58769DAD2	1.790	1.792	1.081	4/26/2017	4/15/2020	19,000,000.00	18,999,566.80	18,870,501.70	99.318	UPRICE
Asset Backed Security	BMW Vehicle Lease Trust 2016-2	055657AC4	1.980	1.987	1.135	3/22/2017	5/20/2020	9,500,000.00	9,498,908.45	9,446,603.35	99.438	UPRICE
Asset Backed Security	Chase Issuance Trust	161571HA5	1.620	1.631	1.205	7/29/2015	7/15/2020	8,500,000.00	8,497,679.50	8,483,850.00	99.810	UPRICE
Asset Backed Security	Toyota Auto Rec Owners Trust	89237WAD9	1.140	1.533	1.245	1/26/2017	8/17/2020	4,495,000.00	4,463,570.12	4,454,566.13	99.100	UPRICE
Asset Backed Security	Citibank Credit Card Issuance Trust	17305EGA7	1.740	1.673	1.615	3/1/2017	1/19/2021	5,000,000.00	5,012,500.00	4,973,727.50	99.475	UPRICE
Asset Backed Security	Citibank Credit Card Issuance Trust	17305EGA7	1.740	1.718	1.613	3/10/2017	1/19/2021	5,000,000.00	5,004,101.56	4,973,727.50	99.475	UPRICE
Asset Backed Security	Toyota Auto Rec Owners Trust	89238MAD0	1.730	1.736	1.491	3/15/2017	2/16/2021	5,000,000.00	4,999,411.50	4,954,630.00	99.093	UPRICE

POOLED INVESTMENTS AT FEBRUARY 28, 2018 - PORTFOLIO POSITION DETAIL

Asset Backed Security	John Deere Owner Trust	47787XAC1	1.780	1.787	1.572	3/2/2017	4/15/2021	2,500,000.00	2,499,644.00	2,476,621.75	99.065	UPRICE
Asset Backed Security	Nissan Master Owner Trust	65474VAL5	1.540	1.920	1.652	4/4/2017	6/15/2021	7,094,000.00	7,038,023.91	6,998,170.70	98.649	UPRICE
Asset Backed Security	Chase Issuance Trust	161571HC1	1.370	1.686	1.654	4/7/2017	6/15/2021	16,365,000.00	16,257,604.69	16,118,333.63	98.493	UPRICE
Asset Backed Security	Nissan Master Owner Trust	65474VAL5	1.540	1.744	1.654	6/8/2017	6/15/2021	2,050,000.00	2,041,671.88	2,022,307.58	98.649	UPRICE
Asset Backed Security	Chase Issuance Trust	161571HF4	1.270	1.720	1.695	10/5/2017	7/15/2021	15,000,000.00	14,873,437.50	14,749,432.50	98.330	UPRICE
Asset Backed Security	Honda Auto Receivables Owners Trust	43814TAC6	1.720	1.723	1.712	3/28/2017	7/21/2021	8,500,000.00	8,499,494.25	8,408,286.70	98.921	UPRICE
Asset Backed Security	Chase Issuance Trust	161571FK5	1.580	1.671	1.737	4/26/2017	8/16/2021	10,150,000.00	10,130,175.78	10,007,184.43	98.593	UPRICE
Asset Backed Security	Chase Issuance Trust	161571FK5	1.580	1.637	1.737	6/12/2017	8/16/2021	4,007,000.00	4,002,304.30	3,950,619.51	98.593	UPRICE
Asset Backed Security	Mercedes-Benz Auto Lease Trust 2016-B	58768FAE6	1.690	1.644	1.860	2/24/2017	11/15/2021	6,200,000.00	6,206,781.25	6,188,138.78	99.809	UPRICE
Asset Backed Security	Citibank Credit Card Issuance Trust	17305EFW0	1.750	1.775	1.943	4/11/2017	11/19/2021	11,265,000.00	11,252,678.91	11,117,131.10	98.687	UPRICE
Asset Backed Security	Citibank Credit Card Issuance Trust	17305EFW0	1.750	1.784	1.943	7/12/2017	11/19/2021	10,000,000.00	9,985,546.88	9,868,736.00	98.687	UPRICE
Asset Backed Security	Nissan Auto Lease Trust 2016-B	65477XAE4	1.610	1.715	1.940	2/2/2017	1/18/2022	10,000,000.00	9,974,218.75	9,932,644.00	99.326	UPRICE
Asset Backed Security	Citibank Credit Card Issuance Trust	17305EGB5	1.920	1.926	2.072	4/11/2017	4/7/2022	25,000,000.00	24,992,797.50	24,604,555.00	98.418	UPRICE
Asset Backed Security	Chase Issuance Trust	161571GX6	1.840	1.907	2.059	7/11/2017	4/15/2022	5,250,000.00	5,241,796.88	5,160,470.70	98.295	UPRICE
Asset Backed Security	Chase Issuance Trust	161571GX6	1.840	1.781	2.061	8/10/2017	4/15/2022	12,200,000.00	12,216,679.69	11,991,950.96	98.295	UPRICE
Asset Backed Security	Chase Issuance Trust	161571GX6	1.840	2.580	2.048	2/21/2018	4/15/2022	14,340,000.00	14,125,936.66	14,095,457.11	98.295	UPRICE
Asset Backed Security	Bank of America Credit Card TR 2017-A1	05522RCW6	1.950	2.484	2.210	2/20/2018	8/15/2022	9,850,000.00	9,735,698.96	9,711,915.81	98.598	UPRICE
Asset Backed Security	American Express Credit Account	02587AAJ3	1.930	1.961	2.260	11/20/2017	9/15/2022	5,375,000.00	5,371,010.74	5,303,692.03	98.673	UPRICE
Asset Backed Security	American Express Credit Account	02587AAJ3	1.930	2.027	2.259	11/27/2017	9/15/2022	15,785,000.00	15,748,620.51	15,575,586.72	98.673	UPRICE
Asset Backed Security	American Express Credit Account	02587AAJ3	1.930	2.525	2.250	2/26/2018	9/15/2022	8,066,000.00	7,962,999.98	7,958,991.60	98.673	UPRICE
Asset Backed Security	American Express Credit Account	02582JHE3	1.770	2.508	2.330	2/26/2018	11/15/2022	18,295,000.00	17,991,163.89	17,975,007.64	98.251	UPRICE
Asset Backed Security	Citibank Credit Card Issuance Trust	17305EGK5	2.490	2.493	2.593	1/31/2018	1/20/2023	24,000,000.00	23,996,678.40	23,820,506.40	99.252	UPRICE
Total			Count 40	1.718	1.881	1.681		371,816,059.93	370,567,568.33	368,063,709.85	98.991	

COMMERCIAL PAPER	Issuer	CUSIP	Coupon Rate	Yield to Maturity	Modified Duration	Purchase Date	Maturity Date	Current Par Value	Current Book Value	Market Value	Market Price	Price Source
Commercial Paper	Bayerische Landesbank NY	07274MC11	1.430	1.430	0.003	2/28/2018	3/1/2018	23,200,000.00	23,199,078.44	23,200,000.00	100.000	IDC-FIS
Commercial Paper	Natixis NY	63873KC96	1.370	1.379	0.025	9/19/2017	3/9/2018	25,000,000.00	24,837,312.50	24,990,888.89	99.964	IDC-FIS
Commercial Paper	J.P. Morgan Securities LLC	46640QCP4	1.460	1.471	0.063	9/20/2017	3/23/2018	25,000,000.00	24,813,444.44	24,974,944.44	99.900	IDC-FIS
Commercial Paper	Swedbank NY	87019SD68	1.480	1.490	0.101	11/1/2017	4/6/2018	25,000,000.00	24,839,666.67	24,959,000.00	99.836	IDC-FIS
Commercial Paper	Royal Bank of Canada NY	78009BDG4	1.480	1.489	0.129	11/15/2017	4/16/2018	25,000,000.00	24,843,777.78	24,947,611.11	99.790	IDC-FIS
Commercial Paper	Bank of New York Mellon	06406XE34	1.650	1.658	0.175	1/23/2018	5/3/2018	25,000,000.00	24,885,416.67	24,924,750.00	99.699	IDC-FIS
Commercial Paper	Dexia Credit Local SA NY	25214Y3U6	1.440	1.453	0.178	9/25/2017	5/4/2018	25,000,000.00	24,779,000.00	24,923,555.56	99.694	IDC-FIS
Commercial Paper	Toyota Motor Credit Corp.	89233HEH3	1.490	1.503	0.214	10/19/2017	5/17/2018	25,000,000.00	24,782,708.33	24,908,027.78	99.632	IDC-FIS
Commercial Paper	Credit Agricole CIB NY	22533UF16	1.610	1.625	0.255	10/31/2017	6/1/2018	25,000,000.00	24,761,854.17	24,881,805.56	99.527	IDC-FIS
Commercial Paper	ING US Funding LLC	4497W1FF8	1.560	1.575	0.293	11/10/2017	6/15/2018	25,000,000.00	24,764,916.67	24,863,819.44	99.455	IDC-FIS
Commercial Paper	J.P. Morgan Securities LLC	46640QFV8	1.730	1.747	0.331	12/6/2017	6/29/2018	25,000,000.00	24,753,715.28	24,839,166.67	99.357	IDC-FIS
Commercial Paper	General Electric Co.	36960MFV0	1.790	1.805	0.331	1/17/2018	6/29/2018	25,000,000.00	24,797,381.94	24,839,166.67	99.357	IDC-FIS

Commercial Paper	Credit Suisse First Boston NY	2254EBG21	1.730	1.747	0.339	12/6/2017	7/2/2018	25,000,000.00	24,750,111.11	24,835,145.83	99.341	IDC-FIS
Commercial Paper	Toyota Motor Credit Corp.	89233HG24	1.640	1.656	0.339	12/6/2017	7/2/2018	25,000,000.00	24,763,111.11	24,835,145.83	99.341	IDC-FIS
Commercial Paper	Landesbank Baden-Württemberg NY	5148X1G23	1.630	1.645	0.339	12/6/2017	7/2/2018	25,000,000.00	24,764,555.56	24,835,145.83	99.341	IDC-FIS
Commercial Paper	Rabobank NY	21687BG21	1.630	1.645	0.339	12/7/2017	7/2/2018	25,000,000.00	24,765,687.50	24,835,145.83	99.341	IDC-FIS
Commercial Paper	Bank Tokyo Mitsubishi UFJ Ltd.	06538CGD7	1.720	1.737	0.370	12/15/2017	7/13/2018	25,000,000.00	24,749,166.67	24,820,402.78	99.282	IDC-FIS
Commercial Paper	Nestle Finance International Ltd.	64105SGT9	1.670	1.685	0.408	1/18/2018	7/27/2018	25,000,000.00	24,779,652.78	24,801,638.89	99.207	IDC-FIS
Commercial Paper	Korea Development Bank NY	5006E1HA5	1.890	1.910	0.446	1/18/2018	8/10/2018	25,000,000.00	24,732,250.00	24,782,875.00	99.132	IDC-FIS
Commercial Paper	Banque et Caisse d'Epargne de l'Etat	0667K1HQ7	1.900	1.922	0.485	1/17/2018	8/24/2018	25,000,000.00	24,711,041.67	24,764,111.11	99.056	IDC-FIS
Commercial Paper	Canadian Imperial Holdings, Inc.	13607FJ72	2.080	2.103	0.523	2/26/2018	9/7/2018	25,000,000.00	24,721,222.22	24,726,875.00	98.908	IDC-FIS
Commercial Paper	Natixis NY	63873KK55	2.270	2.302	0.600	2/27/2018	10/5/2018	25,000,000.00	24,653,194.44	24,686,625.00	98.747	IDC-FIS
Total			Count 22	1.666	1.681	0.287		548,200,000.00	543,448,265.95	545,175,847.22	99.448	

CORPORATE MTN/BONDS	Issuer	CUSIP	Coupon Rate	Yield to Maturity	Modified Duration	Purchase Date	Maturity Date	Current Par Value	Current Book Value	Market Value	Market Price	Price Source
Medium Term Note	Texas Instruments Inc.	882508AV6	1.000	1.188	0.170	5/1/2017	5/1/2018	5,000,000.00	4,990,669.32	4,991,450.00	99.829	IDC-FIS
Medium Term Note	Apple Inc.	037833AJ9	1.000	1.451	0.175	5/3/2017	5/3/2018	10,000,000.00	9,955,351.99	9,982,200.00	99.822	IDC-FIS
Medium Term Note	Merck & Co Inc.	58933YAGO	1.300	1.347	0.216	5/18/2017	5/18/2018	5,000,000.00	4,997,688.73	4,991,100.00	99.822	IDC-FIS
Medium Term Note	Bank of America NA	06050TMC3	1.750	1.685	0.266	6/5/2017	6/5/2018	4,128,000.00	4,130,632.22	4,125,316.80	99.935	IDC-FIS
Medium Term Note	Bank of America NA	06050TMC3	1.750	1.685	0.266	6/5/2017	6/5/2018	7,680,000.00	7,684,897.16	7,675,008.00	99.935	IDC-FIS
Medium Term Note	Cisco Systems Inc.	17275RAU6	1.650	1.656	0.293	6/15/2017	6/15/2018	5,000,000.00	4,999,716.41	4,992,900.00	99.858	IDC-FIS
Medium Term Note	Apple Inc.	037833BR0	2.740	2.740	0.978	2/23/2016	2/22/2019	5,000,000.00	5,000,000.00	5,037,750.00	100.755	IDC-FIS
Medium Term Note	Bristol-Myers Squibb Co.	110122BA5	1.600	1.641	0.993	2/27/2017	2/27/2019	5,000,000.00	4,996,000.00	4,958,200.00	99.164	IDC-FIS
Medium Term Note	Bristol-Myers Squibb Co.	110122BA5	1.600	1.649	0.993	4/28/2017	2/27/2019	5,100,000.00	5,095,512.00	5,057,364.00	99.164	IDC-FIS
Medium Term Note	Chevron Corp.	166764BS8	1.686	1.686	0.996	3/3/2017	2/28/2019	4,000,000.00	4,000,000.00	3,969,880.00	99.247	IDC-FIS
Medium Term Note	Chevron Corp.	166764BS8	1.686	1.698	0.996	3/6/2017	2/28/2019	6,000,000.00	5,998,560.00	5,954,820.00	99.247	IDC-FIS
Medium Term Note	Cisco Systems Inc.	17275RAQ5	1.981	1.981	1.004	3/3/2014	3/1/2019	5,000,000.00	5,000,000.00	5,021,500.00	100.430	IDC-FIS
Medium Term Note	John Deere Capital Corp.	24422ESK6	1.950	1.672	1.002	2/16/2017	3/4/2019	6,714,000.00	6,714,000.00	6,682,175.64	99.526	IDC-FIS
Medium Term Note	UnitedHealth Group Inc.	91324PCB6	1.625	1.795	1.035	1/4/2017	3/15/2019	10,000,000.00	9,963,400.00	9,903,300.00	99.033	IDC-FIS
Medium Term Note	Berkshire Hathaway Fin	084664CG4	1.700	1.763	1.035	3/15/2017	3/15/2019	10,000,000.00	9,987,600.00	9,929,200.00	99.292	IDC-FIS
Medium Term Note	Berkshire Hathaway Fin	084664CG4	1.700	1.611	1.035	4/3/2017	3/15/2019	8,560,000.00	8,574,466.40	8,499,395.20	99.292	IDC-FIS
Medium Term Note	US Bank NA	90331HMY6	1.400	1.803	1.151	1/25/2017	4/26/2019	10,000,000.00	9,911,400.00	9,876,800.00	98.768	IDC-FIS
Medium Term Note	PepsiCo Inc.	713448DR6	1.550	1.588	1.166	5/2/2017	5/2/2019	10,000,000.00	9,992,500.00	9,909,900.00	99.099	IDC-FIS
Medium Term Note	American Express Credit Corp.	0258M0EK1	1.875	1.896	1.167	5/3/2017	5/3/2019	7,000,000.00	6,997,130.00	6,939,520.00	99.136	IDC-FIS
Medium Term Note	Branch Banking & Trust Co.	07330NAL9	1.450	1.942	1.189	1/9/2017	5/10/2019	6,540,000.00	6,466,752.00	6,452,691.00	98.665	IDC-FIS
Medium Term Note	Branch Banking & Trust Co.	07330NAL9	1.450	1.916	1.189	3/24/2017	5/10/2019	5,000,000.00	4,951,600.00	4,933,250.00	98.665	IDC-FIS
Medium Term Note	Qualcomm Inc.	747525AM5	1.850	1.742	1.214	6/12/2017	5/20/2019	10,000,000.00	10,020,400.00	9,909,600.00	99.096	IDC-FIS
Medium Term Note	Pfizer Inc.	717081DU4	1.450	1.639	1.253	1/19/2017	6/3/2019	10,045,000.00	10,000,902.45	9,919,035.70	98.746	IDC-FIS
Medium Term Note	Caterpillar Financial Services	14912L6B2	2.100	1.835	1.265	2/8/2017	6/9/2019	9,300,000.00	9,355,986.00	9,265,125.00	99.625	IDC-FIS
Medium Term Note	Home Depot Inc.	437076BE1	2.000	1.613	1.282	1/19/2017	6/15/2019	8,590,000.00	8,668,169.00	8,546,105.10	99.489	IDC-FIS
Medium Term Note	American Honda Finance	02665WBE0	1.200	2.321	1.363	1/17/2017	7/12/2019	7,500,000.00	7,378,950.00	7,363,800.00	98.184	IDC-FIS
Medium Term Note	American Honda Finance	02665WBE0	1.200	1.789	1.363	3/30/2017	7/12/2019	5,325,000.00	5,255,082.75	5,228,298.00	98.184	IDC-FIS
Medium Term Note	Bank of New York Mellon	06406HCW7	2.300	1.861	1.502	1/26/2017	9/11/2019	10,000,000.00	10,111,800.00	9,935,100.00	99.351	IDC-FIS
Medium Term Note	Bank of New York Mellon	06406HCW7	2.300	2.247	1.502	1/19/2018	9/11/2019	15,000,000.00	15,135,116.67	14,902,650.00	99.351	IDC-FIS
Medium Term Note	Cisco Systems Inc.	17275RBG6	1.400	1.732	1.540	3/29/2017	9/20/2019	10,000,000.00	9,919,900.00	9,834,200.00	98.342	IDC-FIS
Medium Term Note	JPMorgan Chase Bank	48125LRG9	1.650	1.862	1.545	6/8/2017	9/23/2019	6,816,000.00	6,783,624.00	6,718,122.24	98.564	IDC-FIS
Medium Term Note	Fifth Third Bank	31677QBH1	1.625	2.081	1.556	1/6/2017	9/27/2019	7,120,000.00	7,034,346.40	6,996,112.00	98.260	IDC-FIS
Medium Term Note	Oracle Corp.	68389XAX3	2.250	1.810	1.578	2/6/2017	10/8/2019	10,000,000.00	10,114,100.00	9,968,400.00	99.684	IDC-FIS
Medium Term Note	Honeywell International Inc.	438516BQ8	1.800	1.840	1.640	10/30/2017	10/30/2019	7,000,000.00	6,994,540.00	6,909,140.00	98.702	IDC-FIS
Medium Term Note	Costo Wholesale Corp.	22160KAF2	1.700	1.716	1.772	5/11/2017	12/15/2019	13,234,000.00	13,228,441.72	13,009,683.70	98.305	IDC-FIS

POOLED INVESTMENTS AT FEBRUARY 28, 2018 - PORTFOLIO POSITION DETAIL

Medium Term Note	Toyota Motor Credit Corp.	89236TEJ0	2.200	2.246	1.834	1/11/2018	1/10/2020	5,000,000.00	4,995,550.00	4,967,500.00	99.350	IDC-FIS
Medium Term Note	JPMorgan Chase & Co.	46625HKA7	2.250	1.909	1.870	8/25/2017	1/23/2020	10,000,000.00	10,079,800.00	9,905,400.00	99.054	IDC-FIS
Medium Term Note	Microsoft Corp.	594918BV5	1.850	1.754	1.912	3/30/2017	2/6/2020	4,426,000.00	4,437,728.90	4,378,597.54	98.929	IDC-FIS
Medium Term Note	Microsoft Corp.	594918BV5	1.850	1.681	1.912	4/18/2017	2/6/2020	5,990,000.00	6,017,494.10	5,925,847.10	98.929	IDC-FIS
Medium Term Note	Merck & Co Inc.	58933YAS4	1.850	1.704	1.923	9/14/2017	2/10/2020	9,803,000.00	9,836,526.26	9,676,149.18	98.706	IDC-FIS
Medium Term Note	PACCAR Financial Corp.	69371RN69	1.950	2.012	1.968	2/27/2017	2/27/2020	3,000,000.00	2,994,600.00	2,961,540.00	98.718	IDC-FIS
Medium Term Note	American Express Credit Corp.	0258MoEE5	2.200	2.236	1.960	3/3/2017	3/3/2020	5,000,000.00	4,994,800.00	4,939,500.00	98.790	IDC-FIS
Medium Term Note	Chevron Corp.	166764AR1	1.961	1.966	1.966	5/15/2017	3/3/2020	10,000,000.00	9,998,400.00	9,869,100.00	98.691	IDC-FIS
Medium Term Note	American Express Credit Corp.	0258MoEE5	2.200	2.048	1.960	11/2/2017	3/3/2020	10,000,000.00	10,070,355.56	9,879,000.00	98.790	IDC-FIS
Medium Term Note	The Walt Disney Co.	25468PDP8	1.950	1.959	1.969	3/6/2017	3/4/2020	5,000,000.00	4,998,700.00	4,940,250.00	98.805	IDC-FIS
Medium Term Note	John Deere Capital Corp.	24422ETQ2	2.200	2.227	1.988	3/15/2017	3/13/2020	10,000,000.00	9,992,200.00	9,910,200.00	99.102	IDC-FIS
Medium Term Note	John Deere Capital Corp.	24422ETQ2	2.200	2.581	1.988	2/28/2018	3/13/2020	10,000,000.00	10,025,493.33	9,910,200.00	99.102	IDC-FIS
Medium Term Note	Apple Inc.	037833CS7	1.800	1.835	2.159	5/11/2017	5/11/2020	10,000,000.00	9,989,800.00	9,828,200.00	98.282	IDC-FIS
Medium Term Note	The Walt Disney Co.	25468PDU7	1.800	1.760	2.225	8/25/2017	6/5/2020	6,713,000.00	6,720,182.91	6,611,163.79	98.483	IDC-FIS
Medium Term Note	Citibank NA	17325FAE8	2.100	2.115	2.237	6/12/2017	6/12/2020	10,000,000.00	9,995,700.00	9,817,700.00	98.177	IDC-FIS
Medium Term Note	Cisco Systems Inc.	17275RAX0	2.450	2.387	2.237	1/23/2018	6/15/2020	10,000,000.00	10,040,461.11	9,939,200.00	99.392	IDC-FIS
Medium Term Note	Intel Corp.	458140AQ3	2.450	1.899	2.360	4/17/2017	7/29/2020	9,056,000.00	9,213,936.64	9,031,639.36	99.731	IDC-FIS
Medium Term Note	Intel Corp.	458140AQ3	2.450	1.893	2.360	4/18/2017	7/29/2020	6,000,000.00	6,105,720.00	5,983,860.00	99.731	IDC-FIS
Medium Term Note	State Street Corp.	857477AS2	2.550	1.965	2.411	5/30/2017	8/18/2020	10,000,000.00	10,181,300.00	9,936,200.00	99.362	IDC-FIS
Medium Term Note	Raytheon Company	755111BT7	3.125	2.379	2.519	1/25/2018	10/15/2020	10,000,000.00	10,282,105.56	10,097,300.00	100.973	IDC-FIS
Medium Term Note	US Bank NA	90331HNG4	2.050	2.057	2.578	10/24/2017	10/23/2020	10,000,000.00	9,998,000.00	9,808,500.00	98.085	IDC-FIS
Medium Term Note	Coca-Cola Co.	191216BT6	1.875	1.883	2.595	6/26/2017	10/27/2020	4,489,000.00	4,487,832.86	4,402,631.64	98.076	IDC-FIS
Medium Term Note	Coca-Cola Co.	191216BT6	1.875	1.880	2.595	6/26/2017	10/27/2020	4,705,000.00	4,704,200.15	4,614,475.80	98.076	IDC-FIS
Medium Term Note	PNC Bank NA	69353REU8	2.450	2.109	2.597	10/20/2017	11/5/2020	6,000,000.00	6,059,940.00	5,924,340.00	98.739	IDC-FIS
Medium Term Note	PNC Bank NA	69353REU8	2.450	2.091	2.597	10/23/2017	11/5/2020	3,000,000.00	3,031,500.00	2,962,170.00	98.739	IDC-FIS
Medium Term Note	Johnson & Johnson	478160CH5	1.950	1.987	2.628	11/10/2017	11/10/2020	5,000,000.00	4,994,650.00	4,928,100.00	98.562	IDC-FIS
Medium Term Note	Intercontinental Exchange Inc.	45866FAC8	2.750	2.204	2.659	11/16/2017	12/1/2020	10,000,000.00	10,159,800.00	9,965,800.00	99.658	UPRICE
Medium Term Note	Apple Inc.	037833BS8	2.250	2.494	2.904	1/29/2018	2/23/2021	7,355,000.00	7,302,338.20	7,245,998.90	98.518	IDC-FIS
Medium Term Note	Exxon Mobil Corp.	30231GAV4	2.222	2.471	2.894	1/29/2018	3/1/2021	10,000,000.00	10,017,648.89	9,827,600.00	98.276	IDC-FIS
	Total	Count 64		1.942	1.923	1.651		491,189,000.00	492,173,463.81	486,577,255.69	99.061	
Grand Total								2,313,154,760.98	2,305,596,315.82	2,287,057,893.81		



GLOSSARY OF INVESTMENT TERMS

ASSET BACKED SECURITIES: Securities, such as bonds or notes, collateralized by receivables such as credit card or auto loans.

BOOK VALUE: The original cost of the investment, plus accrued interest and amortization of any premium or discount.

CERTIFICATE OF DEPOSIT (CD or NCD): A deposit of funds at a bank for a specified period of time that earns interest at a specified rate. Commonly known as "CDs" or "negotiable CDs."

COUPON: The annual rate at which a bond pays interest.

CUSIP: The number identifying all stocks and registered bonds, using the Committee on Uniform Securities Identification Procedures (CUSIP).

DURATION: Duration measures the price sensitivity of a bond to changes in interest rates.
(a) **EFFECTIVE DURATION** is a duration calculation for bonds with embedded options. Effective duration takes into account that expected cash flows will fluctuate as interest rates change.
(b) **MACAULAY'S DURATION** is the weighted average maturity of the bond's cash flows, where the present values of the cash flows serves as the weights. The greater the duration of the bond, the greater its percentage price volatility.

LOCAL AGENCY INVESTMENT FUND (LAIF): An investment pool sponsored by the State of California and administered/managed by the State Treasurer's Office. Local government units, with consent of the local governing body of that agency, may voluntarily deposit surplus funds for the purpose of investment.

MARKET VALUE: The price at which a security is trading and could presumably be purchased or sold.

MATURITY: The date upon which the principal or stated value of an investment becomes due and payable.

PAR VALUE: The amount of principal which must be paid at maturity. Also referred to as the face amount of a bond, normally quoted in \$1,000 increments per bond.

REPURCHASE AGREEMENT (RP OR REPO): The purchase of securities, on a temporary basis, with the seller's simultaneous agreement to repurchase the securities at a later date at a specified price that includes interest for the buyer's holding period. In essence, this is a collateralized investment whereby the security "buyer" lends the "seller" money for the period of the agreement.

SUPRANATIONAL: An entity formed by two or more central governments through international treaties, for the purpose of promoting economic development for member countries. Two examples of supranational institutions are the International Bank for Reconstruction and Development (World Bank) and the Inter-American Development Bank.

U. S. GOVERNMENT AGENCY SECURITIES: Debt securities issued by U. S. Government sponsored enterprises and federally related institutions. These government agencies include: Federal Home Loan Banks (FHLB); Federal Home Loan Mortgage Corporation (FHLMC, or "Freddie Mac"); Federal National Mortgage Association (FNMA, or "Fannie Mae"); Federal Farm Credit Banks (FFCB); and Tennessee Valley Authority (TVA).

U. S. TREASURY SECURITIES: Securities issued by the U. S. Treasury and backed by the full faith and credit of the United States. Treasuries are considered to have no credit risk, and are the benchmark for interest rates on all other securities in the U.S. and overseas. The Treasury issues both discounted securities and fixed coupon notes and bonds.

WEIGHTED AVERAGE DAYS TO MATURITY: The weighted average of the remaining term to maturity of all of the assets in an investment pool or securities portfolio, as expressed in days.

YIELD: The rate of annual income return on an investment, expressed as a percentage.
(a) **EARNED INCOME YIELD** is the annual income from an investment divided by the current market value.
(b) **YIELD TO MATURITY** is the rate of return earned on an investment considering all cash flows and timing factors: interest earnings, discounts, and premiums above par.

For additional glossary terms, previous Investment Reports, and City Investment Policy, please visit the Office of the City Treasurer's website at:
<http://www.sandiego.gov/treasurer/investments/>