



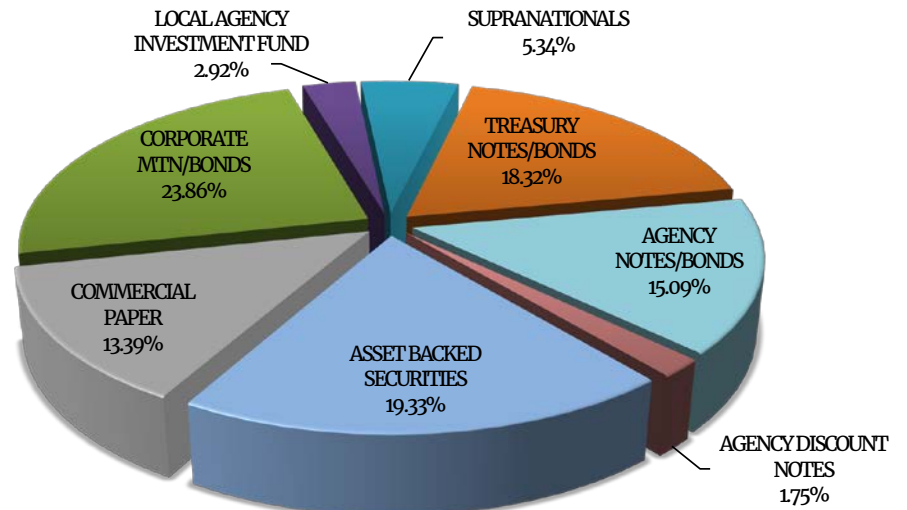
ASSET ALLOCATION

Assets (000's)	Current Par Value	Current Book Value	Market Value	Mkt/Book	Yield to Maturity
ASSET BACKED SECURITIES	412,779	409,564	407,215	99.43%	2.19%
COMMERCIAL PAPER	286,200	283,654	285,338	100.59%	2.37%
CORPORATE MTN/BONDS	506,392	505,583	500,016	98.90%	2.37%
LOCAL AGENCY INVESTMENT FUND	61,801	61,801	61,801	100.00%	2.16%
SUPRANATIONALS	113,000	113,148	111,486	98.53%	1.49%
TREASURY NOTES/BONDS	391,300	388,241	382,957	98.64%	2.07%
AGENCY NOTES/BONDS	320,000	319,757	315,431	98.65%	1.60%
AGENCY DISCOUNT NOTES	37,700	37,166	37,395	100.62%	2.23%
Totals (000's):	2,129,172	2,118,915	2,101,640	99.18%	2.11%

Portfolio Breakdown & Statistics

	Liquidity	Core
Portfolio Size	\$776,415,500	\$1,342,499,177
% of total pool	36.64%	63.36%
Portfolio Duration*	0.42	1.82
Index Duration*	0.36	1.85
% of index	117.89%	98.11%
Weighted Average Days to Maturity	243	858
Earned Income Yield	1.931%	1.639%

* Macaulay's Duration for Liquidity and Effective Duration for Core.



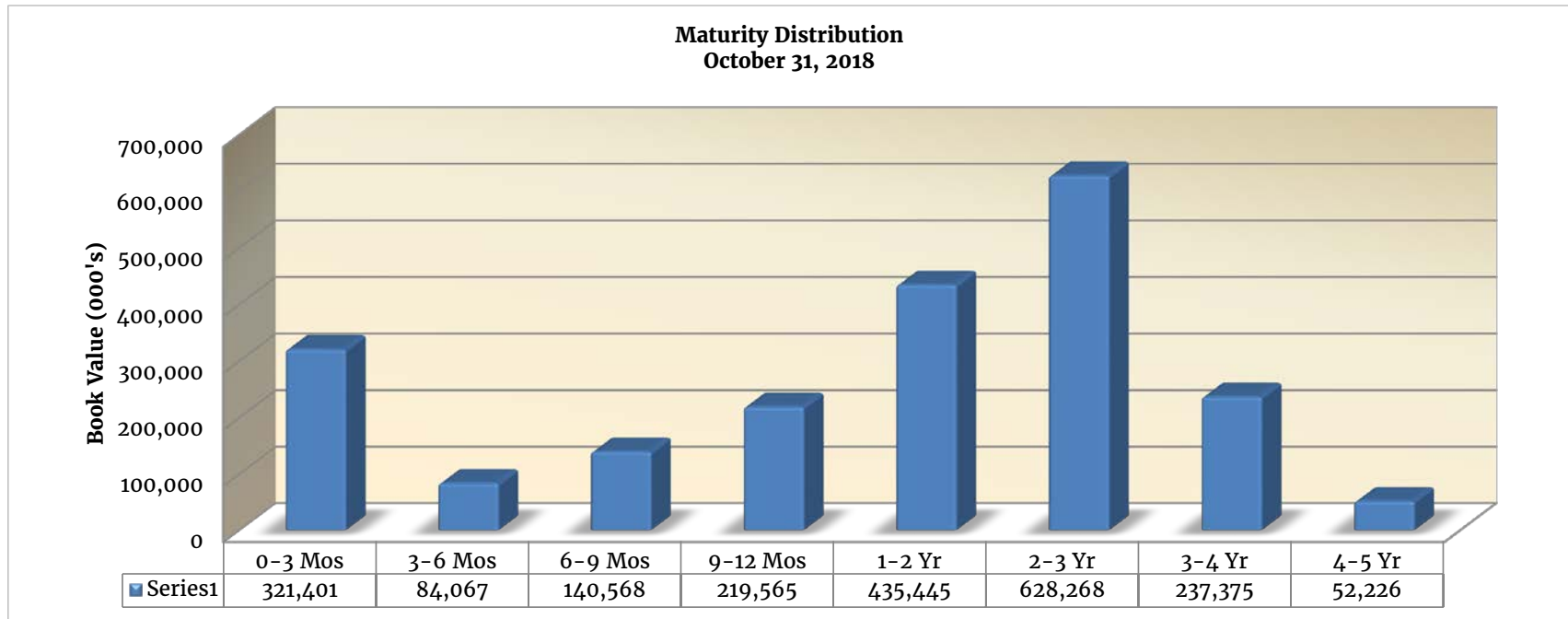
INVESTMENT STATUS SUMMARY BY FUND TYPE

Category	Cost of Invest Held	% of Total	Market Value
POOLED INVESTMENTS:	\$2,118,914,676.70	98.94%	\$2,101,639,606.88
BOND/NOTE FUNDS INVESTED BY TREASURER: SDTFC Series 2018C Tax Exempt	\$22,637,780.66	1.06%	\$22,641,637.50
TOTAL INVESTED FUNDS:	\$2,141,552,457.36	100.00%	\$2,124,281,244.38



MATURITY DISTRIBUTION

Current Book Value (000's)	0-3 Mos	3-6 Mos	6-9 Mos	9-12 Mos	1-2 Yr	2-3 Yr	3-4 Yr	4-5 Yr	Totals (000's)
ASSET BACKED SECURITIES				10,475	47,878	110,910	188,075	52,226	409,564
COMMERCIAL PAPER	234,067	49,587							283,654
CORPORATE MTN/BONDS		10,000	40,719	55,906	233,223	165,736			505,583
LOCAL AGENCY INVESTMENT FUND	61,801								61,801
SUPRANATIONALS	12,847		49,890		25,027	25,383			113,148
TREASURY NOTES/BONDS				38,308	74,480	226,153	49,300		388,241
AGENCY NOTES/BONDS			49,959	114,877	54,836	100,086			319,757
AGENCY DISCOUNT NOTES	12,686	24,480							37,166
Totals (000's):	321,401	84,067	140,568	219,565	435,445	628,268	237,375	52,226	2,118,915
% of Portfolio	15.17%	3.97%	6.63%	10.36%	20.55%	29.65%	11.20%	2.46%	100.00%

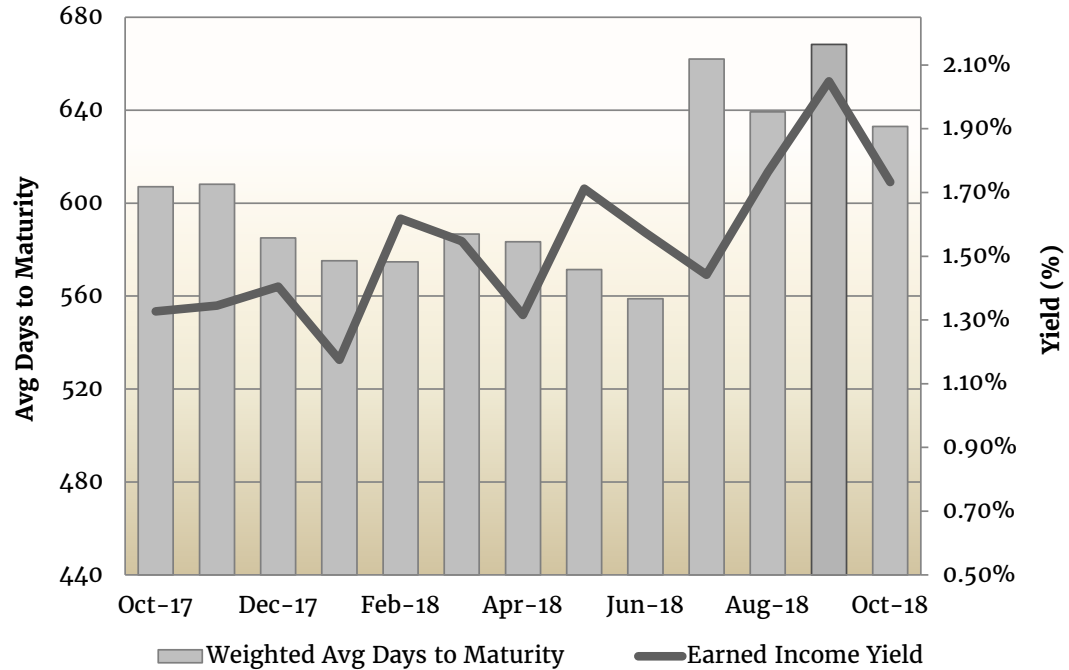




PORTFOLIO - EARNED INCOME YIELD

Month	Earned Income Yield	Weighted Avg Days to Maturity
Oct-17	1.33%	607.12
Nov-17	1.35%	608.17
Dec-17	1.41%	585.00
Jan-18	1.18%	575.19
Feb-18	1.62%	574.76
Mar-18	1.55%	586.68
Apr-18	1.32%	583.43
May-18	1.71%	571.40
Jun-18	1.57%	558.84
Jul-18	1.44%	661.99
Aug-18	1.76%	639.27
Sep-18	2.05%	668.31
Oct-18	1.73%	633.00

Yield and Weighted Average Days to Maturity Trends



TREASURY NOTES/BONDS	Issuer	CUSIP	Coupon Rate	Yield to Maturity	Modified Duration	Purchase Date	Maturity Date	Current Par Value	Current Book Value	Market Value	Market Price	Price Source
US Treasury Note	US Treasury	9128282G4	0.875	0.859	0.870	10/3/2016	9/15/2019	13,300,000.00	13,306,234.37	13,093,717.00	98.449	IDC-FIS
US Treasury Note	US Treasury	912828T59	1.000	0.995	0.953	10/15/2018	10/15/2019	25,000,000.00	25,001,322.62	24,598,750.00	98.395	IDC-FIS
US Treasury Note	US Treasury	912828U73	1.375	1.549	1.112	12/22/2016	12/15/2019	25,000,000.00	24,874,023.44	24,619,250.00	98.477	IDC-FIS
US Treasury Note	US Treasury	912828UV0	1.125	1.529	1.408	3/31/2017	3/31/2020	25,000,000.00	24,705,078.13	24,416,000.00	97.664	IDC-FIS
US Treasury Note	US Treasury	912828L32	1.375	1.500	1.813	6/1/2017	8/31/2020	25,000,000.00	24,901,367.19	24,334,000.00	97.336	IDC-FIS
US Treasury Note	US Treasury	912828M98	1.625	1.587	2.043	8/1/2017	11/30/2020	23,000,000.00	23,027,851.56	22,414,190.00	97.453	IDC-FIS
US Treasury Note	US Treasury	912828B58	2.125	2.613	2.198	5/1/2018	1/31/2021	25,000,000.00	24,677,734.38	24,579,000.00	98.316	IDC-FIS
US Treasury Note	US Treasury	912828Q78	1.375	2.428	2.466	4/2/2018	4/30/2021	25,000,000.00	24,223,632.81	24,080,000.00	96.320	IDC-FIS
US Treasury Note	US Treasury	912828WR7	2.125	2.452	2.588	4/2/2018	6/30/2021	25,000,000.00	24,746,093.75	24,494,250.00	97.977	IDC-FIS
US Treasury Note	US Treasury	9128284W7	2.750	2.696	2.689	9/4/2018	8/15/2021	80,000,000.00	80,241,440.22	79,606,400.00	99.508	IDC-FIS
US Treasury Note	US Treasury	912828D72	2.000	2.586	2.759	6/1/2018	8/31/2021	25,000,000.00	24,545,898.44	24,372,000.00	97.488	IDC-FIS
US Treasury Note	US Treasury	912828T67	1.250	1.510	2.954	11/14/2016	10/31/2021	25,000,000.00	24,690,429.69	23,793,000.00	95.172	IDC-FIS
US Treasury Note	US Treasury	912828G87	2.125	2.620	3.057	6/1/2018	12/31/2021	25,000,000.00	24,579,101.56	24,384,750.00	97.539	IDC-FIS
US Treasury Note	US Treasury	912828V72	1.875	2.163	3.153	1/3/2018	1/31/2022	25,000,000.00	24,720,703.13	24,172,000.00	96.688	IDC-FIS
Total	Count 14		1.823	2.074	2.262			391,300,000.00	388,240,911.29	382,957,307.00	97.868	

AGENCY NOTES/BONDS	Issuer	CUSIP	Coupon Rate	Yield to Maturity	Modified Duration	Purchase Date	Maturity Date	Current Par Value	Current Book Value	Market Value	Market Price	Price Source
Agency Note	Federal Home Loan Mortgage Corporation	3137EAEB1	0.875	0.956	0.714	7/19/2018	7/19/2019	25,000,000.00	24,979,814.90	24,690,500.00	98.762	IDC-FIS
Agency Note	Federal Home Loan Mortgage Corporation	3137EAEB1	0.875	0.960	0.714	7/19/2018	7/19/2019	25,000,000.00	24,978,956.08	24,690,500.00	98.762	IDC-FIS
Agency Note	Federal National Mortgage Association	3135G0N33	0.875	0.931	0.751	8/2/2018	8/2/2019	25,000,000.00	24,986,000.00	24,667,500.00	98.670	IDC-FIS
Agency Note	Federal Home Loan Bank	3130A8Y72	0.875	0.940	0.759	8/4/2016	8/5/2019	25,000,000.00	24,952,000.00	24,659,250.00	98.637	IDC-FIS
Agency Note	Federal National Mortgage Association	3135G0P49	1.000	1.053	0.831	9/2/2016	8/28/2019	25,000,000.00	24,961,000.00	24,660,250.00	98.641	IDC-FIS
Agency Note	Federal National Mortgage Association	3135G0R39	1.000	1.090	0.978	10/24/2018	10/24/2019	25,000,000.00	24,977,646.25	24,576,750.00	98.307	IDC-FIS
Agency Note	Federal Home Loan Mortgage Corporation	3134GARV8	1.300	1.300	0.980	10/25/2018	10/25/2019	15,000,000.00	15,000,000.00	14,784,300.00	98.562	IDC-FIS
Agency Note	Federal Home Loan Bank	3130ACE26	1.375	1.519	1.888	9/12/2017	9/28/2020	25,000,000.00	24,893,500.00	24,293,500.00	97.174	IDC-FIS
Agency Note	Federal Home Loan Mortgage Corporation	3137EAEJ4	1.625	1.687	1.887	9/29/2017	9/29/2020	20,000,000.00	19,963,800.00	19,528,400.00	97.642	IDC-FIS
Agency Note	Federal Home Loan Bank	3130AEWA4	2.625	2.733	1.878	9/7/2018	10/1/2020	10,000,000.00	9,978,500.00	9,944,600.00	99.446	IDC-FIS
Agency Note	Federal National Mortgage Association	3135G0J20	1.375	1.986	2.285	12/1/2017	2/26/2021	25,000,000.00	24,523,350.00	24,143,500.00	96.574	IDC-FIS
Agency Note	Federal Home Loan Bank	3130A0XD7	2.375	2.513	2.306	3/1/2018	3/12/2021	25,000,000.00	24,899,500.00	24,668,750.00	98.675	IDC-FIS
Agency Note	Federal National Mortgage Association	3135G0U27	2.500	2.552	2.389	4/13/2018	4/13/2021	25,000,000.00	24,962,750.00	24,722,000.00	98.888	IDC-FIS
Agency Note	Federal Home Loan Bank	313373ZY1	3.625	2.703	2.483	7/2/2018	6/11/2021	25,000,000.00	25,700,114.58	25,401,500.00	101.606	IDC-FIS
Total	Count 14		1.558	1.598	1.480			320,000,000.00	319,756,931.81	315,431,300.00	98.572	

AGENCY DISCOUNT NOTES	Issuer	CUSIP	Coupon Rate	Yield to Maturity	Modified Duration	Purchase Date	Maturity Date	Current Par Value	Current Book Value	Market Value	Market Price	Price Source
Agency Discount Note	Federal Home Loan Bank	313385P42	2.130	2.132	0.038	10/26/2018	11/14/2018	12,700,000.00	12,685,723.08	12,689,967.00	99.921	IDC-FIS
Agency Discount Note	Federal Home Loan Bank	313384ET2	2.240	2.288	0.479	5/25/2018	4/24/2019	25,000,000.00	24,480,444.44	24,705,250.00	98.821	IDC-FIS
Total	Count 2		2.202	2.235	0.330			37,700,000.00	37,166,167.52	37,395,217.00	99.192	

SUPRANATIONALS	Issuer	CUSIP	Coupon Rate	Yield to Maturity	Modified Duration	Purchase Date	Maturity Date	Current Par Value	Current Book Value	Market Value	Market Price	Price Source
Supranationals	Intl Bank of Reconstruction & Development	459053P99	1.950	1.973	0.052	4/16/2018	11/19/2018	13,000,000.00	12,847,195.83	12,985,830.00	99.891	IDC-FIS
Supranationals	Inter-American Development Bank	458182DX7	1.000	1.122	0.531	4/12/2016	5/13/2019	25,000,000.00	24,925,000.00	24,777,000.00	99.108	IDC-FIS
Supranationals	Intl Bank of Reconstruction & Development	459058EV1	1.250	1.390	0.733	7/26/2018	7/26/2019	25,000,000.00	24,965,432.35	24,734,500.00	98.938	IDC-FIS
Supranationals	Intl Bank of Reconstruction & Development	459058GA5	1.626	1.581	1.818	9/13/2017	9/4/2020	25,000,000.00	25,027,250.00	24,406,000.00	97.624	IDC-FIS
Supranationals	Inter-American Development Bank	4581XoCD8	2.125	1.624	1.971	9/13/2017	11/9/2020	25,000,000.00	25,383,250.00	24,583,000.00	98.332	IDC-FIS
	Total	Count 5	1.554	1.492	1.130			113,000,000.00	113,148,128.18	111,486,330.00	98.660	
LOCAL AGENCY INVESTMENT FUND	Issuer	CUSIP	Coupon Rate	Yield to Maturity	Modified Duration	Purchase Date	Maturity Date	Current Par Value	Current Book Value	Market Value	Market Price	Price Source
Local Agency Investment Fund	California State Pool		2.160	2.160	0.003	3/31/2003	11/1/2018	61,800,728.48	61,800,728.48	61,800,728.48	100.000	BOOK
	Total	Count 1	2.160	2.160	0.003			61,800,728.48	61,800,728.48	61,800,728.48	100.000	
ASSET BACKED SECURITIES	Issuer	CUSIP	Coupon Rate	Yield to Maturity	Modified Duration	Purchase Date	Maturity Date	Current Par Value	Current Book Value	Market Value	Market Price	Price Source
Asset Backed Security	Mercedes-Benz Auto Lease Trust 2016-B	58768MAC5	1.350	1.574	0.411	1/27/2017	8/15/2019	3,209,994.54	3,181,088.29	3,205,913.03	99.873	UPRICE
Asset Backed Security	BMW Vehicle Lease Trust 2016-2	05582XAD4	1.430	1.678	0.467	1/23/2017	9/20/2019	2,651,510.45	2,633,830.06	2,644,549.97	99.737	UPRICE
Asset Backed Security	BMW Vehicle Lease Trust 2016-2	05582XAD4	1.430	1.726	0.466	3/9/2017	9/20/2019	2,519,010.50	2,500,260.50	2,512,397.85	99.737	UPRICE
Asset Backed Security	Honda Auto Receivables Owners Trust	43811BAB0	1.460	1.697	0.125	1/8/2018	10/15/2019	2,181,848.09	2,159,848.00	2,178,812.92	99.861	UPRICE
Asset Backed Security	Mercedes-Benz Auto Lease Trust 2016-B	58769DAD2	1.790	1.791	0.412	9/15/2018	4/15/2020	19,000,000.00	18,999,769.23	18,919,251.90	99.575	UPRICE
Asset Backed Security	BMW Vehicle Lease Trust 2016-2	055657AC4	1.980	1.987	0.432	9/20/2018	5/20/2020	9,500,000.00	9,499,425.40	9,460,278.60	99.582	UPRICE
Asset Backed Security	Chase Issuance Trust	161571HE7	1.490	4.296	0.857	6/22/2018	7/15/2020	7,500,000.00	7,282,031.25	7,296,621.75	97.288	UPRICE
Asset Backed Security	Toyota Auto Rec Owners Trust	89237WAD9	1.140	1.533	0.905	1/26/2017	8/17/2020	2,350,603.15	2,319,173.27	2,334,962.47	99.335	UPRICE
Asset Backed Security	Bank of America Credit Card TR 2017	05522RCX4	1.840	4.087	0.899	8/10/2018	8/17/2020	10,000,000.00	9,777,343.75	9,771,072.00	97.711	UPRICE
Asset Backed Security	Citibank Credit Card Issuance Trust	17305EGA7	1.740	1.673	1.200	3/1/2017	1/19/2021	5,000,000.00	5,012,500.00	4,989,999.50	99.800	UPRICE
Asset Backed Security	Citibank Credit Card Issuance Trust	17305EGA7	1.740	1.718	1.199	3/10/2017	1/19/2021	5,000,000.00	5,004,101.56	4,989,999.50	99.800	UPRICE

POOLED INVESTMENTS AT OCTOBER 31, 2018 - PORTFOLIO POSITION DETAIL

Asset Backed Security	Toyota Auto Rec Owners Trust	89238MAD0	1.730	1.736	0.710	9/15/2018	2/16/2021	5,000,000.00	4,999,636.80	4,960,744.50	99.215	UPRICE
Asset Backed Security	John Deere Owner Trust	47787XAC1	1.780	1.787	0.835	9/15/2018	4/15/2021	2,500,000.00	2,499,776.94	2,480,850.75	99.234	UPRICE
Asset Backed Security	Chase Issuance Trust	161571HC1	1.370	2.052	0.622	9/19/2018	6/15/2021	10,000,000.00	9,905,468.75	9,906,970.00	99.070	UPRICE
Asset Backed Security	Chase Issuance Trust	161571HC1	1.370	1.677	0.622	9/15/2018	6/15/2021	16,365,000.00	16,294,526.21	16,212,756.41	99.070	UPRICE
Asset Backed Security	Nissan Master Owner Trust	65474VAL5	1.540	1.909	0.622	9/15/2018	6/15/2021	7,094,000.00	7,057,339.86	7,029,345.99	99.089	UPRICE
Asset Backed Security	Nissan Master Owner Trust	65474VAL5	1.540	1.738	0.622	9/15/2018	6/15/2021	2,050,000.00	2,044,304.20	2,031,316.51	99.089	UPRICE
Asset Backed Security	Chase Issuance Trust	161571HF4	1.270	2.087	0.705	8/27/2018	7/15/2021	21,320,000.00	21,068,490.63	21,081,896.11	98.883	UPRICE
Asset Backed Security	Chase Issuance Trust	161571HF4	1.270	1.709	0.705	9/15/2018	7/15/2021	15,000,000.00	14,905,101.07	14,832,478.50	98.883	UPRICE
Asset Backed Security	Honda Auto Receivables Owners Trust	43814TAC6	1.720	1.723	1.377	3/28/2017	7/21/2021	7,986,899.77	7,986,394.02	7,909,029.89	99.025	UPRICE
Asset Backed Security	Chase Issuance Trust	161571FK5	1.580	1.671	1.401	4/26/2017	8/16/2021	10,150,000.00	10,130,175.78	10,042,637.36	98.942	UPRICE
Asset Backed Security	Chase Issuance Trust	161571FK5	1.580	1.637	1.402	6/12/2017	8/16/2021	4,007,000.00	4,002,304.30	3,964,615.56	98.942	UPRICE
Asset Backed Security	Citibank Credit Card Issuance Trust	17305EFW0	1.750	1.775	1.530	4/11/2017	11/19/2021	11,265,000.00	11,252,678.91	11,111,472.69	98.637	UPRICE
Asset Backed Security	Citibank Credit Card Issuance Trust	17305EFW0	1.750	1.784	1.529	7/12/2017	11/19/2021	10,000,000.00	9,985,546.88	9,863,713.00	98.637	UPRICE
Asset Backed Security	Nissan Auto Lease Trust 2016-B	65477XAE4	1.610	1.715	1.605	2/2/2017	1/18/2022	10,000,000.00	9,974,218.75	9,971,252.00	99.713	UPRICE
Asset Backed Security	Citibank Credit Card Issuance Trust	17305EGB5	1.920	1.926	1.898	4/11/2017	4/7/2022	25,000,000.00	24,992,797.50	24,576,472.50	98.306	UPRICE
Asset Backed Security	Chase Issuance Trust	161571GX6	1.840	1.907	1.726	7/11/2017	4/15/2022	5,250,000.00	5,241,796.88	5,155,928.40	98.208	UPRICE
Asset Backed Security	Chase Issuance Trust	161571GX6	1.840	1.781	1.728	8/10/2017	4/15/2022	12,200,000.00	12,216,679.69	11,981,395.52	98.208	UPRICE
Asset Backed Security	Chase Issuance Trust	161571GX6	1.840	2.580	1.717	2/21/2018	4/15/2022	14,340,000.00	14,121,539.06	14,083,050.14	98.208	UPRICE
Asset Backed Security	Chase Issuance Trust	161571HE7	1.490	2.957	1.832	5/23/2018	7/15/2022	10,000,000.00	9,701,171.88	9,728,829.00	97.288	UPRICE
Asset Backed Security	Citibank Credit Card Issuance Trust	17305EGG4	1.860	2.379	1.958	4/16/2018	8/8/2022	9,920,000.00	9,709,975.00	9,707,726.88	97.860	UPRICE
Asset Backed Security	Citibank Credit Card Issuance Trust	17305EGG4	1.860	2.416	1.957	5/15/2018	8/8/2022	7,377,000.00	7,213,034.65	7,219,143.27	97.860	UPRICE
Asset Backed Security	Citibank Credit Card Issuance Trust	17305EGG4	1.860	2.425	1.956	5/17/2018	8/8/2022	9,190,000.00	8,982,507.03	8,993,347.79	97.860	UPRICE
Asset Backed Security	Citibank Credit Card Issuance Trust	17305EGG4	1.860	2.426	1.956	5/22/2018	8/8/2022	6,010,000.00	5,874,540.23	5,881,395.02	97.860	UPRICE
Asset Backed Security	Bank of America Credit Card TR 2017	05522RCW6	1.950	2.484	1.880	2/20/2018	8/15/2022	9,850,000.00	9,733,031.25	9,703,691.06	98.515	UPRICE
Asset Backed Security	American Express Credit Account	02587AAJ3	1.930	1.961	1.929	11/20/2017	9/15/2022	5,375,000.00	5,371,010.74	5,294,288.46	98.498	UPRICE
Asset Backed Security	American Express Credit Account	02587AAJ3	1.930	2.027	1.927	11/27/2017	9/15/2022	15,785,000.00	15,748,620.51	15,547,970.86	98.498	UPRICE
Asset Backed Security	American Express Credit Account	02587AAJ3	1.930	2.525	1.919	2/26/2018	9/15/2022	8,066,000.00	7,958,243.28	7,944,880.14	98.498	UPRICE
Asset Backed Security	American Express Credit Account	02582JHQ6	2.670	2.675	1.959	3/21/2018	10/17/2022	20,000,000.00	19,997,678.00	19,877,278.00	99.386	UPRICE

POOLED INVESTMENTS AT OCTOBER 31, 2018 - PORTFOLIO POSITION DETAIL

Asset Backed Security	American Express Credit Account	02582JHE3	1.770	2.508	1.999	2/26/2018	11/15/2022	18,295,000.00	17,981,269.34	17,948,807.37	98.108	UPRICE
Asset Backed Security	Bank of America Credit Card TR 2017	05522RCX4	1.840	2.851	2.074	6/11/2018	1/17/2023	5,570,000.00	5,444,239.84	5,442,487.10	97.711	UPRICE
Asset Backed Security	Citibank Credit Card Issuance Trust	17305EGK5	2.490	2.493	2.166	1/31/2018	1/20/2023	24,000,000.00	23,996,678.40	23,632,584.00	98.469	UPRICE
Asset Backed Security	American Express Credit Account	02582JHJ2	2.040	2.871	2.234	7/25/2018	5/15/2023	4,900,000.00	4,804,105.47	4,793,075.14	97.818	UPRICE
	Total	Count 43	1.792	2.191	1.422			412,778,866.50	409,564,253.16	407,215,289.41	98.652	

COMMERCIAL PAPER	Issuer	CUSIP	Coupon Rate	Yield to Maturity	Modified Duration	Purchase Date	Maturity Date	Current Par Value	Current Book Value	Market Value	Market Price	Price Source
Commercial Paper	Natixis NY	63873KL13	2.160	2.160	0.003	10/31/2018	11/1/2018	36,200,000.00	36,197,828.00	36,200,000.00	100.000	IDC-FIS
Commercial Paper	Toyota Motor Credit Corp.	89233HL28	2.330	2.351	0.005	6/20/2018	11/2/2018	25,000,000.00	24,781,562.50	24,998,409.72	99.994	IDC-FIS
Commercial Paper	Toyota Motor Credit Corp.	89233HLE2	2.160	2.162	0.038	10/29/2018	11/14/2018	25,000,000.00	24,976,000.00	24,979,326.39	99.917	IDC-FIS
Commercial Paper	J.P. Morgan Securities LLC	46640QLG4	2.400	2.429	0.044	5/18/2018	11/16/2018	25,000,000.00	24,696,666.67	24,976,145.83	99.905	IDC-FIS
Commercial Paper	Toyota Motor Credit Corp.	89233HLW2	2.360	2.390	0.082	5/24/2018	11/30/2018	25,000,000.00	24,688,611.11	24,953,881.94	99.816	IDC-FIS
Commercial Paper	Bayerische Landesbank NY	07274MME2	2.360	2.392	0.120	5/25/2018	12/14/2018	25,000,000.00	24,667,305.56	24,931,618.06	99.726	IDC-FIS
Commercial Paper	Credit Agricole CIB NY	22533UMU4	2.440	2.476	0.159	5/25/2018	12/28/2018	25,000,000.00	24,632,305.56	24,909,354.17	99.637	IDC-FIS
Commercial Paper	Canadian Imperial Holdings, Inc.	13607FNB8	2.220	2.244	0.197	7/25/2018	1/11/2019	25,000,000.00	24,737,916.67	24,884,131.94	99.537	IDC-FIS
Commercial Paper	MUFG Bank Ltd NY	62479MNR0	2.420	2.450	0.235	7/24/2018	1/25/2019	25,000,000.00	24,689,097.22	24,861,284.72	99.445	IDC-FIS
Commercial Paper	Bayerische Landesbank NY	07274MP82	2.480	2.499	0.274	10/19/2018	2/8/2019	25,000,000.00	24,807,111.11	24,833,625.00	99.335	IDC-FIS
Commercial Paper	Landesbank Baden-Württemberg	5148X1PN7	2.620	2.643	0.312	10/24/2018	2/22/2019	25,000,000.00	24,779,847.22	24,810,097.22	99.240	IDC-FIS
	Total	Count 11	2.351	2.372	0.128			286,200,000.00	283,654,251.62	285,337,874.99	99.699	

CORPORATE MTN/BONDS	Issuer	CUSIP	Coupon Rate	Yield to Maturity	Modified Duration	Purchase Date	Maturity Date	Current Par Value	Current Book Value	Market Value	Market Price	Price Source
Medium Term Note	Apple Inc.	037833BR0	3.130	3.130	0.307	5/23/2018	2/22/2019	5,000,000.00	5,000,000.00	5,011,900.00	100.238	IDC-FIS
Medium Term Note	Cisco Systems Inc.	17275RAQ5	2.821	2.821	0.332	6/1/2018	3/1/2019	5,000,000.00	5,000,000.00	5,007,600.00	100.152	IDC-FIS
Medium Term Note	Pfizer Inc.	717081DU4	1.450	1.638	0.585	6/3/2018	6/3/2019	10,045,000.00	10,026,392.36	9,968,858.90	99.242	IDC-FIS
Medium Term Note	Caterpillar Financial Services	14912L6B2	2.100	1.838	0.600	6/9/2018	6/9/2019	9,300,000.00	9,324,012.80	9,258,429.00	99.553	IDC-FIS
Medium Term Note	Home Depot Inc.	437076BE1	2.000	1.617	0.617	6/15/2018	6/15/2019	8,590,000.00	8,622,533.28	8,542,239.60	99.444	IDC-FIS
Medium Term Note	American Honda Finance	02665WBE0	1.200	1.859	0.694	7/12/2018	7/12/2019	7,500,000.00	7,451,232.62	7,414,050.00	98.854	IDC-FIS
Medium Term Note	American Honda Finance	02665WBE0	1.200	1.782	0.694	7/12/2018	7/12/2019	5,325,000.00	5,294,400.72	5,263,975.50	98.854	IDC-FIS
Medium Term Note	Bank of New York Mellon	06406HCW7	2.300	2.249	0.855	9/11/2018	9/11/2019	15,000,000.00	15,007,573.75	14,911,950.00	99.413	IDC-FIS
Medium Term Note	Cisco Systems Inc.	17275RBG6	1.400	1.727	0.883	9/20/2018	9/20/2019	10,000,000.00	9,967,694.48	9,877,100.00	98.771	IDC-FIS
Medium Term Note	JPMorgan Chase Bank	48125LRG9	1.650	1.860	0.890	9/23/2018	9/23/2019	6,816,000.00	6,801,881.43	6,729,641.28	98.733	IDC-FIS
Medium Term Note	Fifth Third Bank	31677QBH1	1.625	2.074	0.902	9/27/2018	9/27/2019	7,120,000.00	7,088,547.72	7,028,080.80	98.709	IDC-FIS
Medium Term Note	Oracle Corp.	68389XAX3	2.250	1.817	0.931	10/8/2018	10/8/2019	10,000,000.00	10,042,758.21	9,936,400.00	99.364	IDC-FIS
Medium Term Note	Honeywell International Inc.	438516BQ8	1.800	1.840	0.996	10/30/2018	10/30/2019	7,000,000.00	6,997,270.00	6,918,730.00	98.839	IDC-FIS
Medium Term Note	Costo Wholesale Corp.	22160KAF2	1.700	1.716	1.110	5/11/2017	12/15/2019	13,234,000.00	13,228,441.72	13,071,089.46	98.769	IDC-FIS
Medium Term Note	Toyota Motor Credit Corp.	89236TEJ0	2.200	2.246	1.175	1/11/2018	1/10/2020	5,000,000.00	4,995,550.00	4,954,700.00	99.094	IDC-FIS
Medium Term Note	JPMorgan Chase & Co.	46625HKA7	2.250	1.909	1.211	8/25/2017	1/23/2020	10,000,000.00	10,079,800.00	9,882,300.00	98.823	IDC-FIS
Medium Term Note	Microsoft Corp.	594918BV5	1.850	1.754	1.250	3/30/2017	2/6/2020	4,426,000.00	4,437,728.90	4,370,011.10	98.735	IDC-FIS
Medium Term Note	Microsoft Corp.	594918BV5	1.850	1.681	1.250	4/18/2017	2/6/2020	5,990,000.00	6,017,494.10	5,914,226.50	98.735	IDC-FIS
Medium Term Note	Merck & Co Inc.	58933YAS4	1.850	1.704	1.261	9/14/2017	2/10/2020	9,803,000.00	9,836,526.26	9,654,386.52	98.484	IDC-FIS
Medium Term Note	Bank of New York Mellon	06406HCZ0	2.150	2.965	1.298	7/24/2018	2/24/2020	10,000,000.00	9,874,700.00	9,880,800.00	98.808	IDC-FIS
Medium Term Note	PACCAR Financial Corp.	69371RN69	1.950	2.012	1.308	2/27/2017	2/27/2020	3,000,000.00	2,994,600.00	2,957,190.00	98.573	IDC-FIS

POOLED INVESTMENTS AT OCTOBER 31, 2018 - PORTFOLIO POSITION DETAIL

Medium Term Note	American Express Credit Corp.	0258MoEE5	2.200	2.236	1.323	3/3/2017	3/3/2020	5,000,000.00	4,994,800.00	4,934,200.00	98.684	IDC-FIS
Medium Term Note	Chevron Corp.	166764AR1	1.961	1.966	1.324	5/15/2017	3/3/2020	10,000,000.00	9,998,400.00	9,859,900.00	98.599	IDC-FIS
Medium Term Note	American Express Credit Corp.	0258MoEE5	2.200	2.048	1.323	11/2/2017	3/3/2020	10,000,000.00	10,034,300.00	9,868,400.00	98.684	IDC-FIS
Medium Term Note	The Walt Disney Co.	25468PDP8	1.950	1.959	1.327	3/6/2017	3/4/2020	5,000,000.00	4,998,700.00	4,936,050.00	98.721	IDC-FIS
Medium Term Note	John Deere Capital Corp.	24422ETQ2	2.200	2.227	1.350	3/15/2017	3/13/2020	10,000,000.00	9,992,200.00	9,872,400.00	98.724	IDC-FIS
Medium Term Note	John Deere Capital Corp.	24422ETQ2	2.200	2.581	1.350	2/28/2018	3/13/2020	10,000,000.00	9,924,660.00	9,872,400.00	98.724	IDC-FIS
Medium Term Note	Apple Inc.	037833CS7	1.800	1.835	1.501	5/11/2017	5/11/2020	10,000,000.00	9,989,800.00	9,820,200.00	98.202	IDC-FIS
Medium Term Note	The Walt Disney Co.	25468PDU7	1.800	1.760	1.568	8/25/2017	6/5/2020	6,713,000.00	6,720,182.91	6,581,290.94	98.038	IDC-FIS
Medium Term Note	Citibank NA	17325FAE8	2.100	2.115	1.583	6/12/2017	6/12/2020	10,000,000.00	9,995,700.00	9,815,700.00	98.157	IDC-FIS
Medium Term Note	Cisco Systems Inc.	17275RAX0	2.450	2.386	1.586	1/23/2018	6/15/2020	10,000,000.00	10,014,600.00	9,901,600.00	99.016	IDC-FIS
Medium Term Note	US Bank NA	90331HNU3	3.050	3.075	1.686	7/24/2018	7/24/2020	10,000,000.00	9,995,200.00	9,969,300.00	99.693	IDC-FIS
Medium Term Note	Intel Corp.	458140AQ3	2.450	1.899	1.709	4/17/2017	7/29/2020	9,056,000.00	9,213,936.64	8,963,357.12	98.977	IDC-FIS
Medium Term Note	Intel Corp.	458140AQ3	2.450	1.893	1.709	4/18/2017	7/29/2020	6,000,000.00	6,105,720.00	5,938,620.00	98.977	IDC-FIS
Medium Term Note	State Street Corp.	857477AS2	2.550	1.965	1.760	5/30/2017	8/18/2020	10,000,000.00	10,181,300.00	9,896,000.00	98.960	IDC-FIS
Medium Term Note	Praxair Inc.	74005PPB8	2.250	2.728	1.864	3/9/2018	9/24/2020	10,534,000.00	10,411,173.56	10,361,769.10	98.365	IDC-FIS
Medium Term Note	Raytheon Company	75511BT7	3.125	2.379	1.910	1/25/2018	10/15/2020	10,000,000.00	10,195,300.00	9,995,800.00	99.958	IDC-FIS
Medium Term Note	UnitedHealth Group Inc.	91324PDC3	1.950	2.736	1.927	3/2/2018	10/15/2020	10,000,000.00	9,802,500.00	9,772,500.00	97.725	IDC-FIS
Medium Term Note	US Bank NA	90331HNG4	2.050	2.057	1.948	10/24/2017	10/23/2020	10,000,000.00	9,998,000.00	9,765,000.00	97.650	IDC-FIS
Medium Term Note	Coca-Cola Co.	191216BT6	1.875	1.883	1.961	6/26/2017	10/27/2020	4,489,000.00	4,487,832.86	4,388,087.28	97.752	IDC-FIS
Medium Term Note	Coca-Cola Co.	191216BT6	1.875	1.880	1.961	6/26/2017	10/27/2020	4,705,000.00	4,704,200.15	4,599,231.60	97.752	IDC-FIS
Medium Term Note	PNC Bank NA	69353REU8	2.450	2.109	1.952	10/20/2017	11/5/2020	6,000,000.00	6,059,940.00	5,894,100.00	98.235	IDC-FIS
Medium Term Note	PNC Bank NA	69353REU8	2.450	2.091	1.952	10/23/2017	11/5/2020	3,000,000.00	3,031,500.00	2,947,050.00	98.235	IDC-FIS
Medium Term Note	Johnson & Johnson	478160CH5	1.950	1.987	1.977	11/10/2017	11/10/2020	5,000,000.00	4,994,650.00	4,889,100.00	97.782	IDC-FIS
Medium Term Note	Intercontinental Exchange Inc.	45866FAC8	2.750	2.204	2.017	11/16/2017	12/1/2020	10,000,000.00	10,159,800.00	9,889,900.00	98.899	UPRICE
Medium Term Note	Visa Inc.	92826CAB8	2.200	2.863	2.065	5/3/2018	12/14/2020	10,000,000.00	9,834,000.00	9,796,900.00	97.969	IDC-FIS
Medium Term Note	Apple Inc.	037833BS8	2.250	2.494	2.256	1/29/2018	2/23/2021	7,355,000.00	7,302,338.20	7,209,150.35	98.017	IDC-FIS
Medium Term Note	Apple Inc.	037833BS8	2.250	2.916	2.256	4/27/2018	2/23/2021	13,455,000.00	13,213,482.75	13,188,187.35	98.017	IDC-FIS
Medium Term Note	Exxon Mobil Corp.	30231GAV4	2.222	2.471	2.279	1/29/2018	3/1/2021	10,000,000.00	9,926,300.00	9,770,200.00	97.702	IDC-FIS
Medium Term Note	Southern California Edison Co.	842400GH0	2.900	2.915	2.263	3/5/2018	3/1/2021	20,000,000.00	19,991,600.00	19,714,400.00	98.572	IDC-FIS
Medium Term Note	United Parcel Service, Inc.	911312BP0	2.050	3.186	2.366	9/24/2018	4/1/2021	12,935,000.00	12,582,003.85	12,577,864.65	97.239	IDC-FIS
Medium Term Note	PNC Bank NA	69353REW4	2.150	3.327	2.441	9/27/2018	4/29/2021	10,000,000.00	9,710,100.00	9,692,100.00	96.921	IDC-FIS
Medium Term Note	General Dynamics Corp.	369550BE7	3.000	3.206	2.419	5/25/2018	5/11/2021	7,001,000.00	6,968,632.04	6,951,642.95	99.295	IDC-FIS
Medium Term Note	General Dynamics Corp.	369550BE7	3.000	3.170	2.419	5/25/2018	5/11/2021	5,000,000.00	4,981,883.33	4,964,750.00	99.295	IDC-FIS
Medium Term Note	UnitedHealth Group Inc.	91324PDH2	3.150	3.169	2.509	6/19/2018	6/15/2021	10,000,000.00	9,994,600.00	9,961,200.00	99.612	IDC-FIS
Medium Term Note	Walmart Inc.	931142EJ8	3.125	3.127	2.532	6/27/2018	6/23/2021	15,000,000.00	14,999,250.00	14,994,000.00	99.960	IDC-FIS
Medium Term Note	Citibank NA	17325FAQ1	3.400	3.439	2.605	7/23/2018	7/23/2021	10,000,000.00	9,989,000.00	9,957,200.00	99.572	IDC-FIS
Medium Term Note	Fifth Third Bank	31677QBN8	3.350	3.359	2.615	7/26/2018	7/26/2021	5,000,000.00	4,998,750.00	4,976,150.00	99.523	IDC-FIS
Medium Term Note	PACCAR Financial Corp.	69371RP42	3.150	3.161	2.658	8/9/2018	8/9/2021	7,000,000.00	6,997,830.00	6,976,200.00	99.660	IDC-FIS
	Total	Count 59	2.280	2.366	1.622			506,392,000.00	505,583,304.64	500,015,560.00	98.741	
Grand Total								2,129,171,594.98	2,118,914,676.70	2,101,639,606.88		



GLOSSARY OF INVESTMENT TERMS

ASSET BACKED SECURITIES: Securities, such as bonds or notes, collateralized by receivables such as credit card or auto loans.

BOOK VALUE: The original cost of the investment, plus accrued interest and amortization of any premium or discount.

CERTIFICATE OF DEPOSIT (CD or NCD): A deposit of funds at a bank for a specified period of time that earns interest at a specified rate. Commonly known as "CDs" or "negotiable CDs."

COUPON: The annual rate at which a bond pays interest.

CUSIP: The number identifying all stocks and registered bonds, using the Committee on Uniform Securities Identification Procedures (CUSIP).

DURATION: Duration measures the price sensitivity of a bond to changes in interest rates.

(a) **EFFECTIVE DURATION** is a duration calculation for bonds with embedded options. Effective duration takes into account that expected cash flows will fluctuate as interest rates change.

(b) **MACAULAY'S DURATION** is the weighted average maturity of the bond's cash flows, where the present values of the cash flows serves as the weights. The greater the duration of the bond, the greater its percentage price volatility.

LOCAL AGENCY INVESTMENT FUND (LAIF): An investment pool sponsored by the State of California and administered/managed by the State Treasurer's Office. Local government units, with consent of the local governing body of that agency, may voluntarily deposit surplus funds for the purpose of investment.

MARKET VALUE: The price at which a security is trading and could presumably be purchased or sold.

MATURITY: The date upon which the principal or stated value of an investment becomes due and payable.

PAR VALUE: The amount of principal which must be paid at maturity. Also referred to as the face amount of a bond, normally quoted in \$1.000 increments per bond.

REPURCHASE AGREEMENT (RP OR REPO): The purchase of securities, on a temporary basis, with the seller's simultaneous agreement to repurchase the securities at a later date at a specified price that includes interest for the buyer's holding period. In essence, this is a collateralized investment whereby the security "buyer" lends the "seller" money for the period of the agreement.

SUPRANATIONAL: An entity formed by two or more central governments through international treaties, for the purpose of promoting economic development for member countries. Two examples of supranational institutions are the International Bank for Reconstruction and Development (World Bank) and the Inter-American Development Bank.

U. S. GOVERNMENT AGENCY SECURITIES: Debt securities issued by U. S. Government sponsored enterprises and federally related institutions. These government agencies include: Federal Home Loan Banks (FHLB); Federal Home Loan Mortgage Corporation (FHLMC, or "Freddie Mac"); Federal National Mortgage Association (FNMA, or "Fannie Mae"); Federal Farm Credit Banks (FFCB); and Tennessee Valley Authority (TVA).

U.S. TREASURY SECURITIES: Securities issued by the U. S. Treasury and backed by the full faith and credit of the United States. Treasuries are considered to have no credit risk, and are the benchmark for interest rates on all other securities in the U.S. and overseas. The Treasury issues both discounted securities and fixed coupon notes and bonds.

WEIGHTED AVERAGE DAYS TO MATURITY: The weighted average of the remaining term to maturity of all of the assets in an investment pool or securities portfolio, as expressed in days.

YIELD: The rate of annual income return on an investment, expressed as a percentage.

(a) **EARNED INCOME YIELD** is the annual income from an investment divided by the current market value.

(b) **YIELD TO MATURITY** is the rate of return earned on an investment considering all cash flows and timing factors: interest earnings, discounts, and premiums above par.

For additional glossary terms, previous Investment Reports, and City Investment Policy, please visit the Office of the City Treasurer's website at: <http://www.sandiego.gov/treasurer/investments/>