



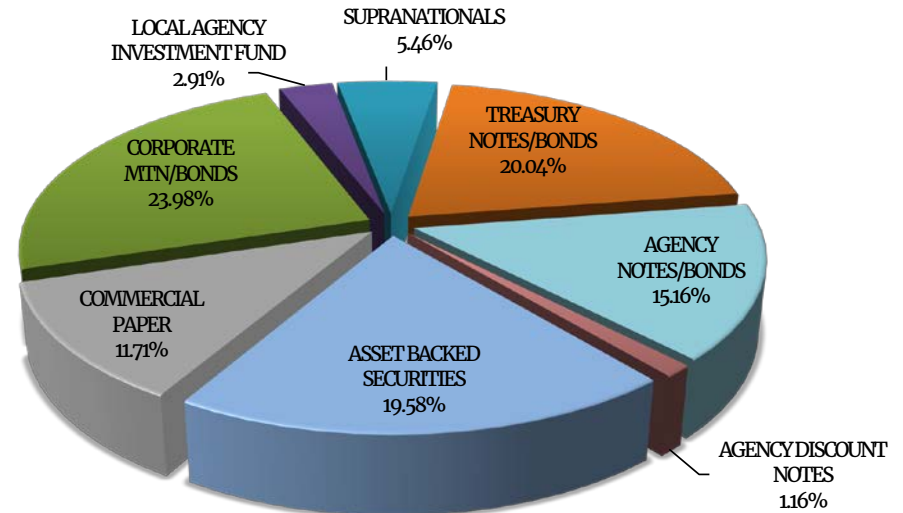
ASSET ALLOCATION

Assets (000's)	Current Par Value	Current Book Value	Market Value	Mkt/Book	Yield to Maturity
ASSET BACKED SECURITIES	416,278	413,065	410,956	99.49%	2.19%
COMMERCIAL PAPER	249,800	247,027	248,951	100.78%	2.36%
CORPORATE MTN/BONDS	506,392	505,868	500,742	98.99%	2.37%
LOCAL AGENCY INVESTMENT FUND	61,467	61,467	61,467	100.00%	1.90%
SUPRANATIONALS	115,000	115,125	113,436	98.53%	1.50%
TREASURY NOTES/BONDS	425,700	422,623	416,882	98.64%	1.98%
AGENCY NOTES/BONDS	320,000	319,712	315,456	98.67%	1.60%
AGENCY DISCOUNT NOTES	25,000	24,480	24,661	100.74%	2.29%
Totals (000's):	2,119,636	2,109,367	2,092,550	99.20%	2.07%

Portfolio Breakdown & Statistics

	Liquidity	Core
Portfolio Size	\$647,415,016	\$1,461,951,694
% of total pool	30.69%	69.31%
Portfolio Duration*	0.43	1.83
Index Duration*	0.37	1.87
% of index	116.28%	97.55%
Weighted Average Days to Maturity	264	847
Earned Income Yield	1.980%	2.077%

* Macaulay's Duration for Liquidity and Effective Duration for Core.



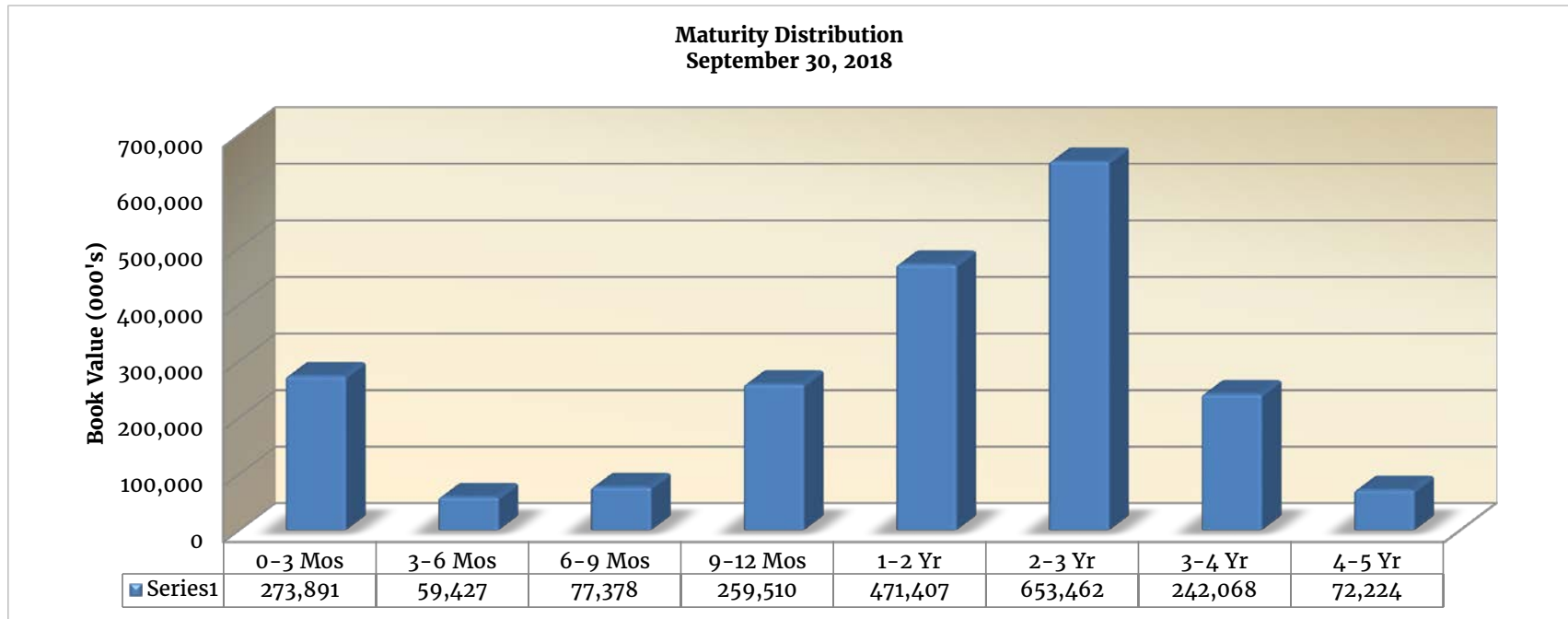
INVESTMENT STATUS SUMMARY BY FUND TYPE

Category	Cost of Invest Held	% of Total	Market Value
POOLED INVESTMENTS:	\$2,109,366,710.51	98.94%	\$2,092,550,133.22
BOND/NOTE FUNDS INVESTED BY TREASURER: SDTFC Series 2018C Tax Exempt	\$22,633,905.38	1.06%	\$22,618,662.50
TOTAL INVESTED FUNDS:	\$2,132,000,615.89	100.00%	\$2,115,168,795.72



MATURITY DISTRIBUTION

Current Book Value (000's)	0-3 Mos	3-6 Mos	6-9 Mos	9-12 Mos	1-2 Yr	2-3 Yr	3-4 Yr	4-5 Yr	Totals (000's)
ASSET BACKED SECURITIES				10,389	50,961	111,413	168,077	72,224	413,065
COMMERCIAL PAPER	197,600	49,427							247,027
CORPORATE MTN/BONDS		10,000	27,973	51,611	211,144	205,139			505,868
LOCAL AGENCY INVESTMENT FUND	61,467								61,467
SUPRANATIONALS	14,824		24,925	24,965	25,027	25,383			115,125
TREASURY NOTES/BONDS				47,686	99,484	201,463	73,990		422,623
AGENCY NOTES/BONDS				124,858	84,790	110,064			319,712
AGENCY DISCOUNT NOTES			24,480						24,480
Totals (000's):	273,891	59,427	77,378	259,510	471,407	653,462	242,068	72,224	2,109,367
% of Portfolio	12.98%	2.82%	3.67%	12.30%	22.35%	30.98%	11.48%	3.42%	100.00%

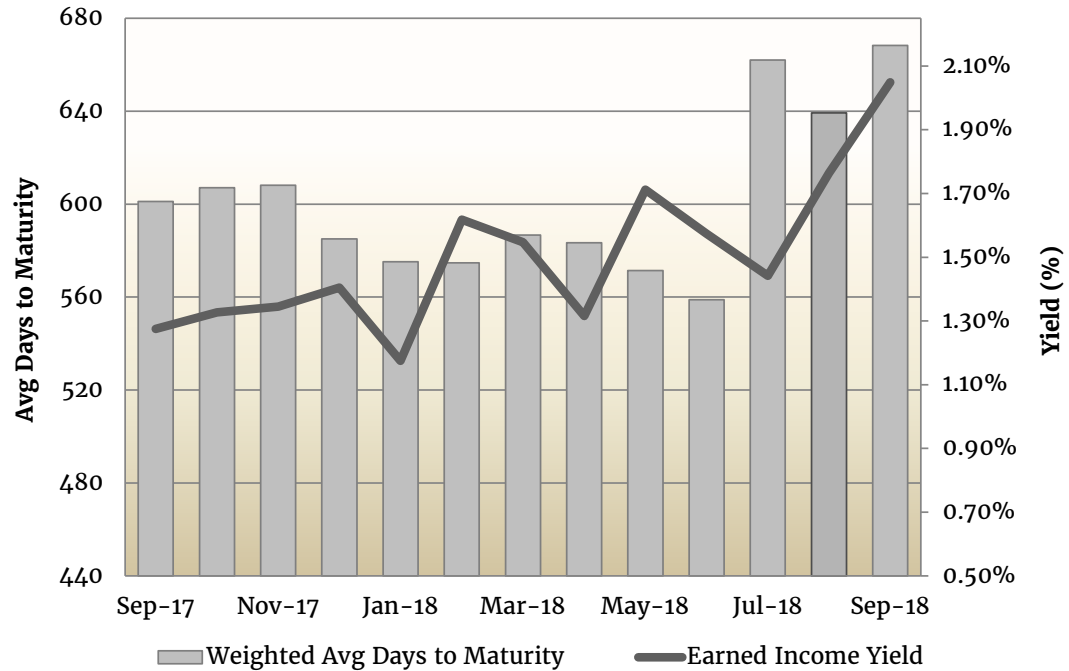




PORTFOLIO - EARNED INCOME YIELD

Month	Earned Income Yield	Weighted Avg Days to Maturity
Sep-17	1.28%	601.16
Oct-17	1.33%	607.12
Nov-17	1.35%	608.17
Dec-17	1.41%	585.00
Jan-18	1.18%	575.19
Feb-18	1.62%	574.76
Mar-18	1.55%	586.68
Apr-18	1.32%	583.43
May-18	1.71%	571.40
Jun-18	1.57%	558.84
Jul-18	1.44%	661.99
Aug-18	1.76%	639.27
Sep-18	2.05%	668.31

Yield and Weighted Average Days to Maturity Trends



TREASURY NOTES/BONDS	Issuer	CUSIP	Coupon Rate	Yield to Maturity	Modified Duration	Purchase Date	Maturity Date	Current Par Value	Current Book Value	Market Value	Market Price	Price Source
US Treasury Note	US Treasury	9128282B5	0.750	0.896	0.873	9/1/2016	8/15/2019	7,700,000.00	7,667,214.85	7,576,954.00	98.402	IDC-FIS
US Treasury Note	US Treasury	9128282G4	0.875	0.859	0.956	10/3/2016	9/15/2019	40,000,000.00	40,018,750.00	39,334,400.00	98.336	IDC-FIS
US Treasury Note	US Treasury	912828T59	1.000	0.995	1.034	11/1/2016	10/15/2019	25,000,000.00	25,003,906.25	24,573,250.00	98.293	IDC-FIS
US Treasury Note	US Treasury	912828U73	1.375	1.549	1.198	12/22/2016	12/15/2019	25,000,000.00	24,874,023.44	24,607,500.00	98.430	IDC-FIS
US Treasury Note	US Treasury	912828UV0	1.125	1.529	1.492	3/31/2017	3/31/2020	25,000,000.00	24,705,078.13	24,401,500.00	97.606	IDC-FIS
US Treasury Note	US Treasury	912828L32	1.375	1.500	1.896	6/1/2017	8/31/2020	25,000,000.00	24,901,367.19	24,330,000.00	97.320	IDC-FIS
US Treasury Note	US Treasury	912828M98	1.625	1.587	2.127	8/1/2017	11/30/2020	23,000,000.00	23,027,851.56	22,413,270.00	97.449	IDC-FIS
US Treasury Note	US Treasury	912828B58	2.125	2.613	2.281	5/1/2018	1/31/2021	25,000,000.00	24,677,734.38	24,588,000.00	98.352	IDC-FIS
US Treasury Note	US Treasury	912828Q78	1.375	2.428	2.532	4/2/2018	4/30/2021	25,000,000.00	24,223,632.81	24,078,250.00	96.313	IDC-FIS
US Treasury Note	US Treasury	912828WR7	2.125	2.452	2.672	4/2/2018	6/30/2021	25,000,000.00	24,746,093.75	24,505,000.00	98.020	IDC-FIS
US Treasury Note	US Treasury	912828W7	2.750	2.696	2.775	9/4/2018	8/15/2021	80,000,000.00	80,241,440.22	79,703,200.00	99.629	IDC-FIS
US Treasury Note	US Treasury	912828D72	2.000	2.586	2.843	6/1/2018	8/31/2021	25,000,000.00	24,545,898.44	24,388,750.00	97.555	IDC-FIS
US Treasury Note	US Treasury	912828T67	1.250	1.510	3.018	11/14/2016	10/31/2021	25,000,000.00	24,690,429.69	23,796,000.00	95.184	IDC-FIS
US Treasury Note	US Treasury	912828G87	2.125	2.620	3.140	6/1/2018	12/31/2021	25,000,000.00	24,579,101.56	24,403,250.00	97.613	IDC-FIS
US Treasury Note	US Treasury	912828V72	1.875	2.163	3.237	1/3/2018	1/31/2022	25,000,000.00	24,720,703.13	24,182,750.00	96.731	IDC-FIS
Total	Count 15		1.744	1.976	2.230			425,700,000.00	422,623,225.40	416,882,074.00	97.929	

AGENCY NOTES/BONDS	Issuer	CUSIP	Coupon Rate	Yield to Maturity	Modified Duration	Purchase Date	Maturity Date	Current Par Value	Current Book Value	Market Value	Market Price	Price Source
Agency Note	Federal Home Loan Mortgage Corporation	3137EAEB1	0.875	0.956	0.801	7/19/2018	7/19/2019	25,000,000.00	24,979,814.90	24,671,000.00	98.684	IDC-FIS
Agency Note	Federal Home Loan Mortgage Corporation	3137EAEB1	0.875	0.960	0.801	7/19/2018	7/19/2019	25,000,000.00	24,978,956.08	24,671,000.00	98.684	IDC-FIS
Agency Note	Federal National Mortgage Association	3135G0N33	0.875	0.931	0.837	8/2/2018	8/2/2019	25,000,000.00	24,986,000.00	24,649,250.00	98.597	IDC-FIS
Agency Note	Federal Home Loan Bank	3130A8Y72	0.875	0.940	0.845	8/4/2016	8/5/2019	25,000,000.00	24,952,000.00	24,640,500.00	98.562	IDC-FIS
Agency Note	Federal National Mortgage Association	3135G0P49	1.000	1.053	0.914	9/2/2016	8/28/2019	25,000,000.00	24,961,000.00	24,639,750.00	98.559	IDC-FIS
Agency Note	Federal National Mortgage Association	3135G0R39	1.000	1.091	1.059	10/25/2016	10/24/2019	25,000,000.00	24,933,000.00	24,562,250.00	98.249	IDC-FIS
Agency Note	Federal Home Loan Mortgage Corporation	3134GARV8	1.300	1.300	1.060	10/28/2016	10/25/2019	15,000,000.00	15,000,000.00	14,780,400.00	98.536	IDC-FIS
Agency Note	Federal Home Loan Bank	3130ACE26	1.375	1.519	1.974	9/12/2017	9/28/2020	25,000,000.00	24,893,500.00	24,296,250.00	97.185	IDC-FIS
Agency Note	Federal Home Loan Mortgage Corporation	3137EAEJ4	1.625	1.687	1.973	9/29/2017	9/29/2020	20,000,000.00	19,963,800.00	19,537,800.00	97.689	IDC-FIS
Agency Note	Federal Home Loan Bank	3130AEWA4	2.625	2.733	1.939	9/7/2018	10/1/2020	10,000,000.00	9,978,500.00	9,952,900.00	99.529	IDC-FIS
Agency Note	Federal National Mortgage Association	3135G0J20	1.375	1.986	2.371	12/1/2017	2/26/2021	25,000,000.00	24,523,350.00	24,135,000.00	96.540	IDC-FIS
Agency Note	Federal Home Loan Bank	3130A0XD7	2.375	2.513	2.392	3/1/2018	3/12/2021	25,000,000.00	24,899,500.00	24,700,250.00	98.801	IDC-FIS
Agency Note	Federal National Mortgage Association	3135G0U27	2.500	2.552	2.445	4/13/2018	4/13/2021	25,000,000.00	24,962,750.00	24,745,750.00	98.983	IDC-FIS
Agency Note	Federal Home Loan Bank	313373ZY1	3.625	2.703	2.569	7/2/2018	6/11/2021	25,000,000.00	25,700,114.58	25,473,750.00	101.895	IDC-FIS
Total	Count 14		1.558	1.598	1.562			320,000,000.00	319,712,285.56	315,455,850.00	98.580	

AGENCY DISCOUNT NOTES	Issuer	CUSIP	Coupon Rate	Yield to Maturity	Modified Duration	Purchase Date	Maturity Date	Current Par Value	Current Book Value	Market Value	Market Price	Price Source
Agency Discount Note	Federal Home Loan Bank	313384ET2	2.240	2.288	0.564	5/25/2018	4/24/2019	25,000,000.00	24,480,444.44	24,661,250.00	98.645	IDC-FIS
Total	Count 1		2.240	2.288	0.564			25,000,000.00	24,480,444.44	24,661,250.00	98.645	

SUPRANATIONALS	Issuer	CUSIP	Coupon Rate	Yield to Maturity	Modified Duration	Purchase Date	Maturity Date	Current Par Value	Current Book Value	Market Value	Market Price	Price Source
Supranationals	Intl Bank of Reconstruction & Development	459053P99	1.950	1.973	0.137	4/16/2018	11/19/2018	15,000,000.00	14,823,687.50	14,956,050.00	99.707	IDC-FIS
Supranationals	Inter-American Development Bank	458182DX7	1.000	1.122	0.617	4/12/2016	5/13/2019	25,000,000.00	24,925,000.00	24,753,000.00	99.012	IDC-FIS
Supranationals	Intl Bank of Reconstruction & Development	459058EV1	1.250	1.390	0.819	7/26/2018	7/26/2019	25,000,000.00	24,965,432.35	24,724,250.00	98.897	IDC-FIS
Supranationals	Intl Bank of Reconstruction & Development	459058GA5	1.626	1.581	1.904	9/13/2017	9/4/2020	25,000,000.00	25,027,250.00	24,411,500.00	97.646	IDC-FIS
Supranationals	Inter-American Development Bank	4581XoCD8	2.125	1.624	2.057	9/13/2017	11/9/2020	25,000,000.00	25,383,250.00	24,590,750.00	98.363	IDC-FIS
	Total	Count 5	1.561	1.500	1.200			115,000,000.00	115,124,619.85	113,435,550.00	98.640	
LOCAL AGENCY INVESTMENT FUND	Issuer	CUSIP	Coupon Rate	Yield to Maturity	Modified Duration	Purchase Date	Maturity Date	Current Par Value	Current Book Value	Market Value	Market Price	Price Source
Local Agency Investment Fund	California State Pool		1.900	1.900	0.003	3/31/2003	10/1/2018	61,466,757.77	61,466,757.77	61,466,757.77	100.000	BOOK
	Total	Count 1	1.900	1.900	0.003			61,466,757.77	61,466,757.77	61,466,757.77	100.000	
ASSET BACKED SECURITIES	Issuer	CUSIP	Coupon Rate	Yield to Maturity	Modified Duration	Purchase Date	Maturity Date	Current Par Value	Current Book Value	Market Value	Market Price	Price Source
Asset Backed Security	Mercedes-Benz Auto Lease Trust 2016-B	58768MAC5	1.350	1.574	0.456	1/27/2017	8/15/2019	4,287,346.52	4,258,440.29	4,279,916.12	99.827	UPRICE
Asset Backed Security	BMW Vehicle Lease Trust 2016-2	05582XAD4	1.430	1.678	0.511	1/23/2017	9/20/2019	3,162,615.95	3,144,935.56	3,153,839.37	99.722	UPRICE
Asset Backed Security	BMW Vehicle Lease Trust 2016-2	05582XAD4	1.430	1.726	0.511	3/9/2017	9/20/2019	3,004,575.29	2,985,825.29	2,996,237.29	99.722	UPRICE
Asset Backed Security	Honda Auto Receivables Owners Trust	43811BAB0	1.460	1.697	0.165	1/8/2018	10/15/2019	2,869,201.56	2,847,201.47	2,864,735.07	99.844	UPRICE
Asset Backed Security	Mercedes-Benz Auto Lease Trust 2016-B	58769DAD2	1.790	1.791	0.484	9/15/2018	4/15/2020	19,000,000.00	18,999,769.23	18,922,098.10	99.590	UPRICE
Asset Backed Security	BMW Vehicle Lease Trust 2016-2	055657AC4	1.980	1.987	0.501	9/20/2018	5/20/2020	9,500,000.00	9,499,425.40	9,462,227.05	99.602	UPRICE
Asset Backed Security	Chase Issuance Trust	161571HE7	1.490	4.296	0.900	6/22/2018	7/15/2020	7,500,000.00	7,282,031.25	7,296,618.00	97.288	UPRICE
Asset Backed Security	Bank of America Credit Card TR 2017	05522RCX4	1.840	4.087	0.943	8/10/2018	8/17/2020	10,000,000.00	9,777,343.75	9,775,587.00	97.756	UPRICE
Asset Backed Security	Toyota Auto Rec Owners Trust	89237WAD9	1.140	1.533	0.949	1/26/2017	8/17/2020	2,586,575.03	2,555,145.13	2,569,278.60	99.331	UPRICE
Asset Backed Security	Citibank Credit Card Issuance Trust	17305EGA7	1.740	1.673	1.284	3/1/2017	1/19/2021	5,000,000.00	5,012,500.00	4,988,999.50	99.780	UPRICE
Asset Backed Security	Citibank Credit Card Issuance Trust	17305EGA7	1.740	1.718	1.283	3/10/2017	1/19/2021	5,000,000.00	5,004,101.56	4,988,999.50	99.780	UPRICE

POOLED INVESTMENTS AT SEPTEMBER 30, 2018 - PORTFOLIO POSITION DETAIL

Asset Backed Security	Toyota Auto Rec Owners Trust	89238MAD0	1.730	1.736	0.596	9/15/2018	2/16/2021	5,000,000.00	4,999,636.80	4,964,611.50	99.292	UPRICE
Asset Backed Security	John Deere Owner Trust	47787XAC1	1.780	1.787	0.936	9/15/2018	4/15/2021	2,500,000.00	2,499,776.94	2,480,593.75	99.224	UPRICE
Asset Backed Security	Chase Issuance Trust	161571HC1	1.370	2.052	0.710	9/19/2018	6/15/2021	10,000,000.00	9,906,990.97	9,904,579.00	99.046	UPRICE
Asset Backed Security	Chase Issuance Trust	161571HC1	1.370	1.677	0.710	9/15/2018	6/15/2021	16,365,000.00	16,294,526.21	16,208,843.53	99.046	UPRICE
Asset Backed Security	Nissan Master Owner Trust	65474VAL5	1.540	1.909	0.710	9/15/2018	6/15/2021	7,094,000.00	7,057,339.86	7,012,011.80	98.844	UPRICE
Asset Backed Security	Nissan Master Owner Trust	65474VAL5	1.540	1.738	0.710	9/15/2018	6/15/2021	2,050,000.00	2,044,304.20	2,026,307.33	98.844	UPRICE
Asset Backed Security	Chase Issuance Trust	161571HF4	1.270	2.087	0.793	8/27/2018	7/15/2021	21,320,000.00	21,068,490.63	21,079,120.24	98.870	UPRICE
Asset Backed Security	Chase Issuance Trust	161571HF4	1.270	1.709	0.793	9/15/2018	7/15/2021	15,000,000.00	14,905,101.07	14,830,525.50	98.870	UPRICE
Asset Backed Security	Honda Auto Receivables Owners Trust	43814TAC6	1.720	1.723	1.420	3/28/2017	7/21/2021	8,488,330.16	8,487,824.41	8,413,735.56	99.121	UPRICE
Asset Backed Security	Chase Issuance Trust	161571FK5	1.580	1.671	1.445	4/26/2017	8/16/2021	10,150,000.00	10,130,175.78	10,045,610.30	98.972	UPRICE
Asset Backed Security	Chase Issuance Trust	161571FK5	1.580	1.637	1.445	6/12/2017	8/16/2021	4,007,000.00	4,002,304.30	3,965,789.21	98.972	UPRICE
Asset Backed Security	Citibank Credit Card Issuance Trust	17305EFW0	1.750	1.775	1.613	4/11/2017	11/19/2021	11,265,000.00	11,252,678.91	11,121,175.24	98.723	UPRICE
Asset Backed Security	Citibank Credit Card Issuance Trust	17305EFW0	1.750	1.784	1.613	7/12/2017	11/19/2021	10,000,000.00	9,985,546.88	9,872,326.00	98.723	UPRICE
Asset Backed Security	Nissan Auto Lease Trust 2016-B	65477XAE4	1.610	1.715	1.649	2/2/2017	1/18/2022	10,000,000.00	9,974,218.75	9,969,753.00	99.698	UPRICE
Asset Backed Security	Citibank Credit Card Issuance Trust	17305EGB5	1.920	1.926	1.743	4/11/2017	4/7/2022	25,000,000.00	24,992,797.50	24,604,955.00	98.420	UPRICE
Asset Backed Security	Chase Issuance Trust	161571GX6	1.840	1.907	1.769	7/11/2017	4/15/2022	5,250,000.00	5,241,796.88	5,166,027.30	98.401	UPRICE
Asset Backed Security	Chase Issuance Trust	161571GX6	1.840	1.781	1.771	8/10/2017	4/15/2022	12,200,000.00	12,216,679.69	12,004,863.44	98.401	UPRICE
Asset Backed Security	Chase Issuance Trust	161571GX6	1.840	2.580	1.760	2/21/2018	4/15/2022	14,340,000.00	14,121,539.06	14,110,634.57	98.401	UPRICE
Asset Backed Security	Chase Issuance Trust	161571HE7	1.490	2.957	1.875	5/23/2018	7/15/2022	10,000,000.00	9,701,171.88	9,728,824.00	97.288	UPRICE
Asset Backed Security	Citibank Credit Card Issuance Trust	17305EGG4	1.860	2.379	2.041	4/16/2018	8/8/2022	9,920,000.00	9,709,975.00	9,712,997.38	97.913	UPRICE
Asset Backed Security	Citibank Credit Card Issuance Trust	17305EGG4	1.860	2.416	2.040	5/15/2018	8/8/2022	7,377,000.00	7,213,034.65	7,223,062.67	97.913	UPRICE
Asset Backed Security	Citibank Credit Card Issuance Trust	17305EGG4	1.860	2.425	2.039	5/17/2018	8/8/2022	9,190,000.00	8,982,507.03	8,998,230.43	97.913	UPRICE
Asset Backed Security	Citibank Credit Card Issuance Trust	17305EGG4	1.860	2.426	2.039	5/22/2018	8/8/2022	6,010,000.00	5,874,540.23	5,884,588.13	97.913	UPRICE
Asset Backed Security	Bank of America Credit Card TR 2017	05522RCW6	1.950	2.484	1.923	2/20/2018	8/15/2022	9,850,000.00	9,733,031.25	9,713,683.88	98.616	UPRICE
Asset Backed Security	American Express Credit Account	02587AAJ3	1.930	1.961	1.972	11/20/2017	9/15/2022	5,375,000.00	5,371,010.74	5,300,484.23	98.614	UPRICE
Asset Backed Security	American Express Credit Account	02587AAJ3	1.930	2.027	1.971	11/27/2017	9/15/2022	15,785,000.00	15,748,620.51	15,566,166.23	98.614	UPRICE
Asset Backed Security	American Express Credit Account	02587AAJ3	1.930	2.525	1.962	2/26/2018	9/15/2022	8,066,000.00	7,958,243.28	7,954,177.82	98.614	UPRICE
Asset Backed Security	American Express Credit Account	02582JHQ6	2.670	2.675	2.002	3/21/2018	10/17/2022	20,000,000.00	19,997,678.00	19,920,544.00	99.603	UPRICE

POOLED INVESTMENTS AT SEPTEMBER 30, 2018 - PORTFOLIO POSITION DETAIL

Asset Backed Security	American Express Credit Account	02582JHE3	1.770	2.508	2.042	2/26/2018	11/15/2022	18,295,000.00	17,981,269.34	17,957,082.20	98.153	UPRICE
Asset Backed Security	Bank of America Credit Card TR 2017	05522RCX4	1.840	2.851	2.117	6/11/2018	1/17/2023	5,570,000.00	5,444,239.84	5,445,001.96	97.756	UPRICE
Asset Backed Security	Citibank Credit Card Issuance Trust	17305EGK5	2.490	2.493	2.247	1/31/2018	1/20/2023	24,000,000.00	23,996,678.40	23,668,264.80	98.618	UPRICE
Asset Backed Security	American Express Credit Account	02582JHJ2	2.040	2.871	2.277	7/25/2018	5/15/2023	4,900,000.00	4,804,105.47	4,803,044.68	98.021	UPRICE
Total Count 43			1.789	2.187	1.462			416,277,644.51	413,064,553.39	410,956,150.28	98.722	

COMMERCIAL PAPER	Issuer	CUSIP	Coupon Rate	Yield to Maturity	Modified Duration	Purchase Date	Maturity Date	Current Par Value	Current Book Value	Market Value	Market Price	Price Source
Commercial Paper	Bayerische Landesbank NY	07274MK12	2.130	2.130	0.003	9/28/2018	10/1/2018	24,800,000.00	24,795,598.00	24,800,000.00	100.000	IDC-FIS
Commercial Paper	Natixis NY	63873KK55	2.270	2.302	0.014	2/27/2018	10/5/2018	25,000,000.00	24,653,194.44	24,993,888.89	99.976	IDC-FIS
Commercial Paper	J.P. Morgan Securities LLC	46640QKK6	2.440	2.471	0.052	4/16/2018	10/19/2018	25,000,000.00	24,684,833.33	24,972,500.00	99.890	IDC-FIS
Commercial Paper	Toyota Motor Credit Corp.	89233HL28	2.330	2.351	0.090	6/20/2018	11/2/2018	25,000,000.00	24,781,562.50	24,951,111.11	99.804	IDC-FIS
Commercial Paper	J.P. Morgan Securities LLC	46640QLG4	2.400	2.429	0.129	5/18/2018	11/16/2018	25,000,000.00	24,696,666.67	24,929,722.22	99.719	IDC-FIS
Commercial Paper	Toyota Motor Credit Corp.	89233HLW2	2.360	2.390	0.167	5/24/2018	11/30/2018	25,000,000.00	24,688,611.11	24,906,666.67	99.627	IDC-FIS
Commercial Paper	Bayerische Landesbank NY	07274MME2	2.360	2.392	0.205	5/25/2018	12/14/2018	25,000,000.00	24,667,305.56	24,884,888.89	99.540	IDC-FIS
Commercial Paper	Credit Agricole CIB NY	22533UMU4	2.440	2.476	0.244	5/25/2018	12/28/2018	25,000,000.00	24,632,305.56	24,863,111.11	99.452	IDC-FIS
Commercial Paper	Canadian Imperial Holdings, Inc.	13607FNB8	2.220	2.244	0.282	7/25/2018	1/11/2019	25,000,000.00	24,737,916.67	24,835,666.67	99.343	IDC-FIS
Commercial Paper	MUFG Bank Ltd NY	62479MNR0	2.420	2.450	0.320	7/24/2018	1/25/2019	25,000,000.00	24,689,097.22	24,813,111.11	99.252	IDC-FIS
Total Count 10			2.337	2.363	0.151			249,800,000.00	247,027,091.06	248,950,666.67	99.660	

CORPORATE MTN/BONDS	Issuer	CUSIP	Coupon Rate	Yield to Maturity	Modified Duration	Purchase Date	Maturity Date	Current Par Value	Current Book Value	Market Value	Market Price	Price Source
Medium Term Note	Apple Inc.	037833BR0	3.130	3.130	0.393	5/23/2018	2/22/2019	5,000,000.00	5,000,000.00	5,016,350.00	100.327	IDC-FIS
Medium Term Note	Cisco Systems Inc.	17275RAQ5	2.821	2.821	0.418	6/1/2018	3/1/2019	5,000,000.00	5,000,000.00	5,010,600.00	100.212	IDC-FIS
Medium Term Note	Pfizer Inc.	717081DU4	1.450	1.638	0.671	6/3/2018	6/3/2019	10,045,000.00	10,026,392.36	9,963,434.60	99.188	IDC-FIS
Medium Term Note	Caterpillar Financial Services	14912L6B2	2.100	1.838	0.686	6/9/2018	6/9/2019	9,300,000.00	9,324,012.80	9,261,312.00	99.584	IDC-FIS
Medium Term Note	Home Depot Inc.	437076BE1	2.000	1.617	0.703	6/15/2018	6/15/2019	8,590,000.00	8,622,533.28	8,558,646.50	99.635	IDC-FIS
Medium Term Note	American Honda Finance	02665WBE0	1.200	1.859	0.780	7/12/2018	7/12/2019	7,500,000.00	7,451,232.62	7,410,300.00	98.804	IDC-FIS
Medium Term Note	American Honda Finance	02665WBE0	1.200	1.782	0.780	7/12/2018	7/12/2019	5,325,000.00	5,294,400.72	5,261,313.00	98.804	IDC-FIS
Medium Term Note	Bank of New York Mellon	06406HCW7	2.300	2.249	0.942	9/11/2018	9/11/2019	15,000,000.00	15,007,573.75	14,927,400.00	99.516	IDC-FIS
Medium Term Note	Cisco Systems Inc.	17275RBG6	1.400	1.727	0.969	9/20/2018	9/20/2019	10,000,000.00	9,967,694.48	9,869,400.00	98.694	IDC-FIS
Medium Term Note	JPMorgan Chase Bank	48125LRG9	1.650	1.860	0.976	9/23/2018	9/23/2019	6,816,000.00	6,801,881.43	6,739,115.52	98.872	IDC-FIS
Medium Term Note	Fifth Third Bank	31677QBH1	1.625	2.074	0.988	9/27/2018	9/27/2019	7,120,000.00	7,088,547.72	7,032,637.60	98.773	IDC-FIS
Medium Term Note	Oracle Corp.	68389XAX3	2.250	1.810	1.006	2/6/2017	10/8/2019	10,000,000.00	10,114,100.00	9,950,000.00	99.500	IDC-FIS
Medium Term Note	Honeywell International Inc.	438516BQ8	1.800	1.840	1.070	10/30/2017	10/30/2019	7,000,000.00	6,994,540.00	6,931,470.00	99.021	IDC-FIS
Medium Term Note	Costo Wholesale Corp.	22160KAF2	1.700	1.716	1.196	5/11/2017	12/15/2019	13,234,000.00	13,228,441.72	13,055,341.00	98.650	IDC-FIS
Medium Term Note	Toyota Motor Credit Corp.	89236TEJ0	2.200	2.246	1.262	1/11/2018	1/10/2020	5,000,000.00	4,995,550.00	4,955,450.00	99.109	IDC-FIS
Medium Term Note	JPMorgan Chase & Co.	46625HKA7	2.250	1.909	1.297	8/25/2017	1/23/2020	10,000,000.00	10,079,800.00	9,897,700.00	98.977	IDC-FIS
Medium Term Note	Microsoft Corp.	594918BV5	1.850	1.754	1.336	3/30/2017	2/6/2020	4,426,000.00	4,437,728.90	4,372,312.62	98.787	IDC-FIS
Medium Term Note	Microsoft Corp.	594918BV5	1.850	1.681	1.336	4/18/2017	2/6/2020	5,990,000.00	6,017,494.10	5,917,341.30	98.787	IDC-FIS
Medium Term Note	Merck & Co Inc.	58933YAS4	1.850	1.704	1.347	9/14/2017	2/10/2020	9,803,000.00	9,836,526.26	9,668,600.87	98.629	IDC-FIS
Medium Term Note	Bank of New York Mellon	06406HCZ0	2.150	2.965	1.384	7/24/2018	2/24/2020	10,000,000.00	9,874,700.00	9,888,600.00	98.886	IDC-FIS
Medium Term Note	PACCAR Financial Corp.	69371RN69	1.950	2.012	1.394	2/27/2017	2/27/2020	3,000,000.00	2,994,600.00	2,956,830.00	98.561	IDC-FIS

POOLED INVESTMENTS AT SEPTEMBER 30, 2018 - PORTFOLIO POSITION DETAIL

Medium Term Note	American Express Credit Corp.	0258MoEE5	2.200	2.236	1.409	3/3/2017	3/3/2020	5,000,000.00	4,994,800.00	4,944,000.00	98.880	IDC-FIS
Medium Term Note	Chevron Corp.	166764AR1	1.961	1.966	1.410	5/15/2017	3/3/2020	10,000,000.00	9,998,400.00	9,871,600.00	98.716	IDC-FIS
Medium Term Note	American Express Credit Corp.	0258MoEE5	2.200	2.048	1.409	11/2/2017	3/3/2020	10,000,000.00	10,034,300.00	9,888,000.00	98.880	IDC-FIS
Medium Term Note	The Walt Disney Co.	25468PDP8	1.950	1.959	1.413	3/6/2017	3/4/2020	5,000,000.00	4,998,700.00	4,932,000.00	98.640	IDC-FIS
Medium Term Note	John Deere Capital Corp.	24422ETQ2	2.200	2.227	1.437	3/15/2017	3/13/2020	10,000,000.00	9,992,200.00	9,876,000.00	98.760	IDC-FIS
Medium Term Note	John Deere Capital Corp.	24422ETQ2	2.200	2.581	1.436	2/28/2018	3/13/2020	10,000,000.00	9,924,660.00	9,876,000.00	98.760	IDC-FIS
Medium Term Note	Apple Inc.	037833CS7	1.800	1.835	1.587	5/11/2017	5/11/2020	10,000,000.00	9,989,800.00	9,832,600.00	98.326	IDC-FIS
Medium Term Note	The Walt Disney Co.	25468PDU7	1.800	1.760	1.654	8/25/2017	6/5/2020	6,713,000.00	6,720,182.91	6,586,057.17	98.109	IDC-FIS
Medium Term Note	Citibank NA	17325FAE8	2.100	2.115	1.669	6/12/2017	6/12/2020	10,000,000.00	9,995,700.00	9,821,200.00	98.212	IDC-FIS
Medium Term Note	Cisco Systems Inc.	17275RAX0	2.450	2.386	1.672	1/23/2018	6/15/2020	10,000,000.00	10,014,600.00	9,920,700.00	99.207	IDC-FIS
Medium Term Note	US Bank NA	90331HNU3	3.050	3.075	1.772	7/24/2018	7/24/2020	10,000,000.00	9,995,200.00	9,988,500.00	99.885	IDC-FIS
Medium Term Note	Intel Corp.	458140AQ3	2.450	1.899	1.795	4/17/2017	7/29/2020	9,056,000.00	9,213,936.64	8,986,540.48	99.233	IDC-FIS
Medium Term Note	Intel Corp.	458140AQ3	2.450	1.893	1.795	4/18/2017	7/29/2020	6,000,000.00	6,105,720.00	5,953,980.00	99.233	IDC-FIS
Medium Term Note	State Street Corp.	857477AS2	2.550	1.965	1.846	5/30/2017	8/18/2020	10,000,000.00	10,181,300.00	9,922,900.00	99.229	IDC-FIS
Medium Term Note	Praxair Inc.	74005PBP8	2.250	2.728	1.950	3/9/2018	9/24/2020	10,534,000.00	10,411,173.56	10,357,134.14	98.321	IDC-FIS
Medium Term Note	Raytheon Company	75511BT7	3.125	2.379	1.967	1/25/2018	10/15/2020	10,000,000.00	10,195,300.00	10,018,500.00	100.185	IDC-FIS
Medium Term Note	UnitedHealth Group Inc.	91324PDC3	1.950	2.736	1.994	3/2/2018	10/15/2020	10,000,000.00	9,802,500.00	9,789,800.00	97.898	IDC-FIS
Medium Term Note	US Bank NA	90331HNG4	2.050	2.057	2.014	10/24/2017	10/23/2020	10,000,000.00	9,998,000.00	9,793,900.00	97.939	IDC-FIS
Medium Term Note	Coca-Cola Co.	191216BT6	1.875	1.883	2.029	6/26/2017	10/27/2020	4,489,000.00	4,487,832.86	4,390,017.55	97.795	IDC-FIS
Medium Term Note	Coca-Cola Co.	191216BT6	1.875	1.880	2.029	6/26/2017	10/27/2020	4,705,000.00	4,704,200.15	4,601,254.75	97.795	IDC-FIS
Medium Term Note	PNC Bank NA	69353REU8	2.450	2.109	2.038	10/20/2017	11/5/2020	6,000,000.00	6,059,940.00	5,900,520.00	98.342	IDC-FIS
Medium Term Note	PNC Bank NA	69353REU8	2.450	2.091	2.038	10/23/2017	11/5/2020	3,000,000.00	3,031,500.00	2,950,260.00	98.342	IDC-FIS
Medium Term Note	Johnson & Johnson	478160CH5	1.950	1.987	2.063	11/10/2017	11/10/2020	5,000,000.00	4,994,650.00	4,898,950.00	97.979	IDC-FIS
Medium Term Note	Intercontinental Exchange Inc.	45866FAC8	2.750	2.204	2.103	11/16/2017	12/1/2020	10,000,000.00	10,159,800.00	9,907,400.00	99.074	UPRICE
Medium Term Note	Visa Inc.	92826CAB8	2.200	2.863	2.151	5/3/2018	12/14/2020	10,000,000.00	9,834,000.00	9,827,000.00	98.270	IDC-FIS
Medium Term Note	Apple Inc.	037833BS8	2.250	2.494	2.342	1/29/2018	2/23/2021	7,355,000.00	7,302,338.20	7,223,933.90	98.218	IDC-FIS
Medium Term Note	Apple Inc.	037833BS8	2.250	2.916	2.342	4/27/2018	2/23/2021	13,455,000.00	13,213,482.75	13,215,231.90	98.218	IDC-FIS
Medium Term Note	Exxon Mobil Corp.	30231GAV4	2.222	2.471	2.365	1/29/2018	3/1/2021	10,000,000.00	9,926,300.00	9,801,300.00	98.013	IDC-FIS
Medium Term Note	Southern California Edison Co.	842400GH0	2.900	2.915	2.350	3/5/2018	3/1/2021	20,000,000.00	19,991,600.00	19,811,600.00	99.058	IDC-FIS
Medium Term Note	United Parcel Service, Inc.	911312BP0	2.050	3.186	2.426	9/24/2018	4/1/2021	12,935,000.00	12,709,431.57	12,595,714.95	97.377	IDC-FIS
Medium Term Note	PNC Bank NA	69353REW4	2.150	3.327	2.500	9/27/2018	4/29/2021	10,000,000.00	9,798,488.89	9,717,300.00	97.173	IDC-FIS
Medium Term Note	General Dynamics Corp.	369550BE7	3.000	3.206	2.505	5/25/2018	5/11/2021	7,001,000.00	6,968,632.04	6,963,544.65	99.465	IDC-FIS
Medium Term Note	General Dynamics Corp.	369550BE7	3.000	3.170	2.505	5/25/2018	5/11/2021	5,000,000.00	4,981,883.33	4,973,250.00	99.465	IDC-FIS
Medium Term Note	UnitedHealth Group Inc.	91324PDH2	3.150	3.169	2.595	6/19/2018	6/15/2021	10,000,000.00	9,994,600.00	9,975,200.00	99.752	IDC-FIS
Medium Term Note	Walmart Inc.	931142EJ8	3.125	3.127	2.618	6/27/2018	6/23/2021	15,000,000.00	14,999,250.00	15,030,150.00	100.201	IDC-FIS
Medium Term Note	Citibank NA	17325FAQ1	3.400	3.439	2.691	7/23/2018	7/23/2021	10,000,000.00	9,989,000.00	9,998,400.00	99.984	IDC-FIS
Medium Term Note	Fifth Third Bank	31677QBN8	3.350	3.359	2.701	7/26/2018	7/26/2021	5,000,000.00	4,998,750.00	4,985,800.00	99.716	IDC-FIS
Medium Term Note	PACCAR Financial Corp.	69371RP42	3.150	3.161	2.744	8/9/2018	8/9/2021	7,000,000.00	6,997,830.00	6,971,440.00	99.592	IDC-FIS
	Total	Count 59	2.280	2.366	1.705			506,392,000.00	505,867,733.04	500,741,834.50	98.884	
Grand Total								2,119,636,402.28	2,109,366,710.51	2,092,550,133.22		



GLOSSARY OF INVESTMENT TERMS

ASSET BACKED SECURITIES: Securities, such as bonds or notes, collateralized by receivables such as credit card or auto loans.

BOOK VALUE: The original cost of the investment, plus accrued interest and amortization of any premium or discount.

CERTIFICATE OF DEPOSIT (CD or NCD): A deposit of funds at a bank for a specified period of time that earns interest at a specified rate. Commonly known as "CDs" or "negotiable CDs."

COUPON: The annual rate at which a bond pays interest.

CUSIP: The number identifying all stocks and registered bonds, using the Committee on Uniform Securities Identification Procedures (CUSIP).

DURATION: Duration measures the price sensitivity of a bond to changes in interest rates.

(a) **EFFECTIVE DURATION** is a duration calculation for bonds with embedded options. Effective duration takes into account that expected cash flows will fluctuate as interest rates change.

(b) **MACAULAY'S DURATION** is the weighted average maturity of the bond's cash flows, where the present values of the cash flows serves as the weights. The greater the duration of the bond, the greater its percentage price volatility.

LOCAL AGENCY INVESTMENT FUND (LAIF): An investment pool sponsored by the State of California and administered/managed by the State Treasurer's Office. Local government units, with consent of the local governing body of that agency, may voluntarily deposit surplus funds for the purpose of investment.

MARKET VALUE: The price at which a security is trading and could presumably be purchased or sold.

MATURITY: The date upon which the principal or stated value of an investment becomes due and payable.

PAR VALUE: The amount of principal which must be paid at maturity. Also referred to as the face amount of a bond, normally quoted in \$1.000 increments per bond.

REPURCHASE AGREEMENT (RP OR REPO): The purchase of securities, on a temporary basis, with the seller's simultaneous agreement to repurchase the securities at a later date at a specified price that includes interest for the buyer's holding period. In essence, this is a collateralized investment whereby the security "buyer" lends the "seller" money for the period of the agreement.

SUPRANATIONAL: An entity formed by two or more central governments through international treaties, for the purpose of promoting economic development for member countries. Two examples of supranational institutions are the International Bank for Reconstruction and Development (World Bank) and the Inter-American Development Bank.

U. S. GOVERNMENT AGENCY SECURITIES: Debt securities issued by U. S. Government sponsored enterprises and federally related institutions. These government agencies include: Federal Home Loan Banks (FHLB); Federal Home Loan Mortgage Corporation (FHLMC, or "Freddie Mac"); Federal National Mortgage Association (FNMA, or "Fannie Mae"); Federal Farm Credit Banks (FFCB); and Tennessee Valley Authority (TVA).

U.S. TREASURY SECURITIES: Securities issued by the U. S. Treasury and backed by the full faith and credit of the United States. Treasuries are considered to have no credit risk, and are the benchmark for interest rates on all other securities in the U.S. and overseas. The Treasury issues both discounted securities and fixed coupon notes and bonds.

WEIGHTED AVERAGE DAYS TO MATURITY: The weighted average of the remaining term to maturity of all of the assets in an investment pool or securities portfolio, as expressed in days.

YIELD: The rate of annual income return on an investment, expressed as a percentage.

(a) **EARNED INCOME YIELD** is the annual income from an investment divided by the current market value.

(b) **YIELD TO MATURITY** is the rate of return earned on an investment considering all cash flows and timing factors: interest earnings, discounts, and premiums above par.

For additional glossary terms, previous Investment Reports, and City Investment Policy, please visit the Office of the City Treasurer's website at: <http://www.sandiego.gov/treasurer/investments/>