



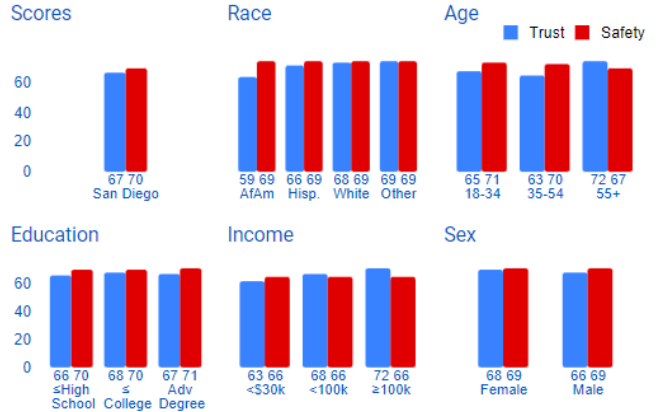
Agency	San Diego PD	Report Range	April 2022
Location	Citywide		

Summary

Citywide Trust (67) was down by 1-point compared to March. Among the 9 Divisions the most significant change in Trust scores was a 7-point drop in Northwestern (65). Citywide Safety (70) was stable compared to March with a 2-point drop for Northwestern (71) and a 4-point increase for Southern (72).

Citywide, the top concern was Homelessness (22%) followed by Theft, Burglaries & Break-Ins, and Streets & Traffic (21% for both categories).

Score Benchmark Chart

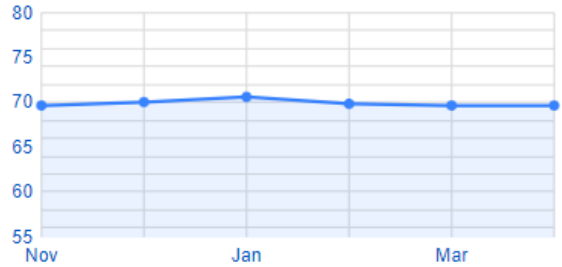


San Diego Year On Year

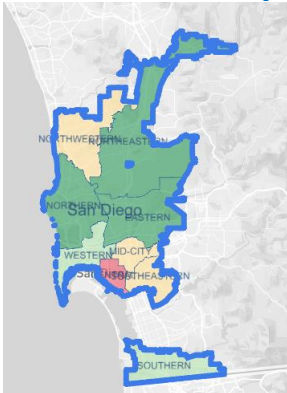
Trust




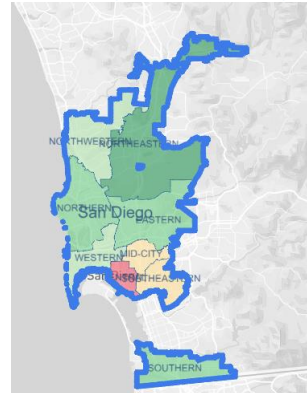
Safety



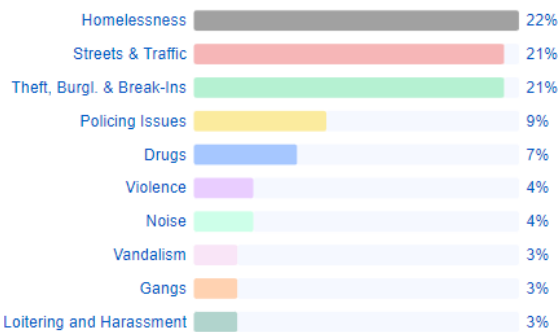
Trust Heatmap



Safety Heatmap



Citywide Concern Benchmark



About this document

What are my Trust and Safety scores? We gather data from several hundred city residents each month and produce scores, on a scale of 0 to 100, that measure how people across the city feel.

How are concerns measured? Residents are asked the following question: "What is the number one issue or problem on your block or in your neighborhood that you would like the police to deal with?" We process hundreds of replies each month and categorize them to give you a sense of what people are talking about.



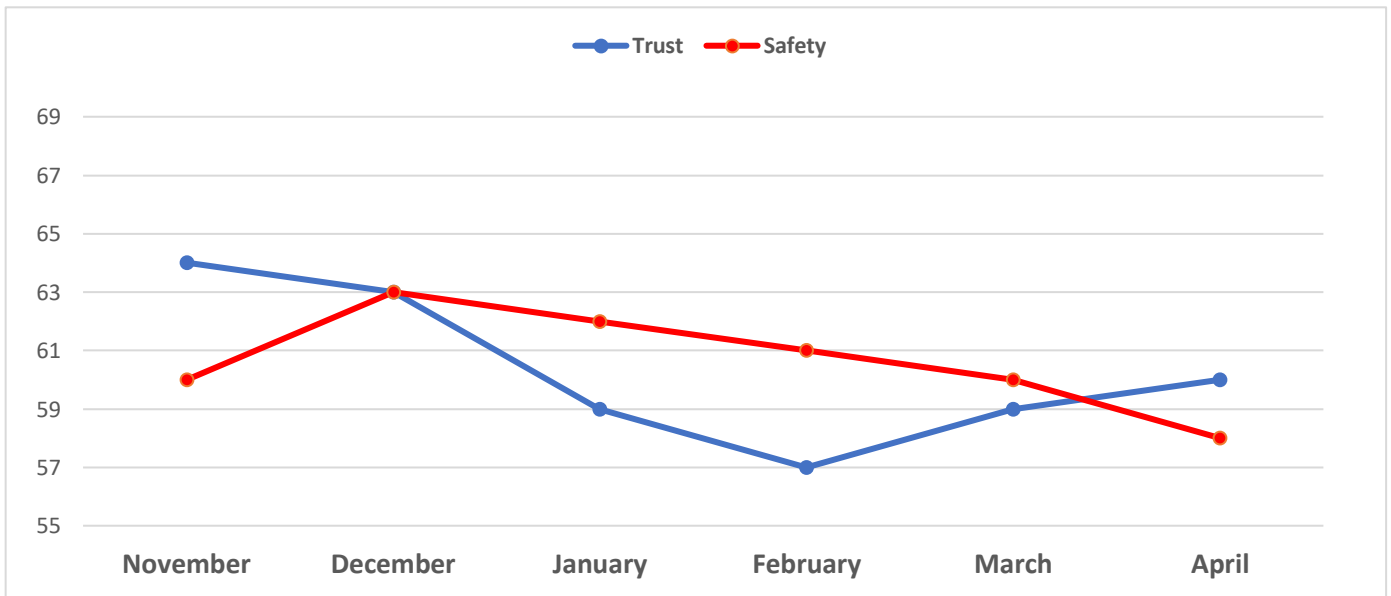
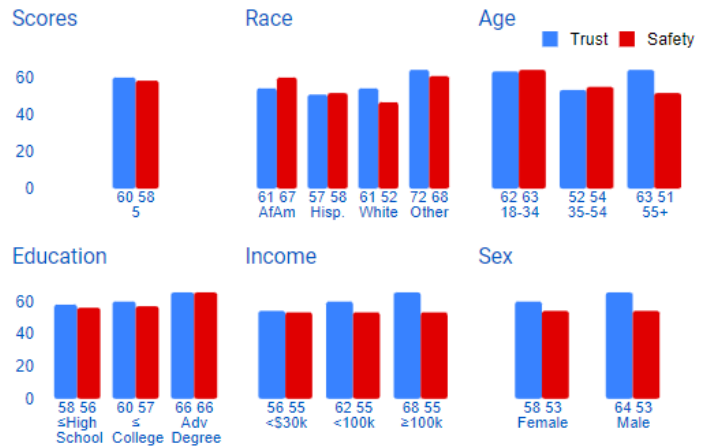
Agency	San Diego PD	Report Range	April 2022
Location	Central		

Summary

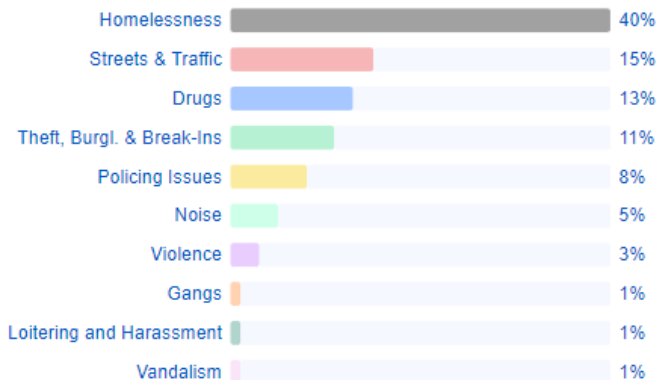
Trust for Central division was up by 1 point compared to the previous month (60). Safety for the division was down by 2 points compared to the previous month (58).

Homelessness was by far the main concern for the division (40), followed by Street & Traffic (15%) and Drugs (13%).

Score Benchmark Chart



CENTRAL Concern Benchmark



About this document

What are my Trust and Safety scores?
We gather data from several hundred city residents each month and produce scores, on a scale of 0 to 100, that measure how people across the city feel.

How are concerns measured?
Residents are asked the following question: "What is the number one issue or problem on your block or in your neighborhood that you would like the police to deal with?" We process hundreds of replies each month and categorize them to give you a sense of what people are talking about.



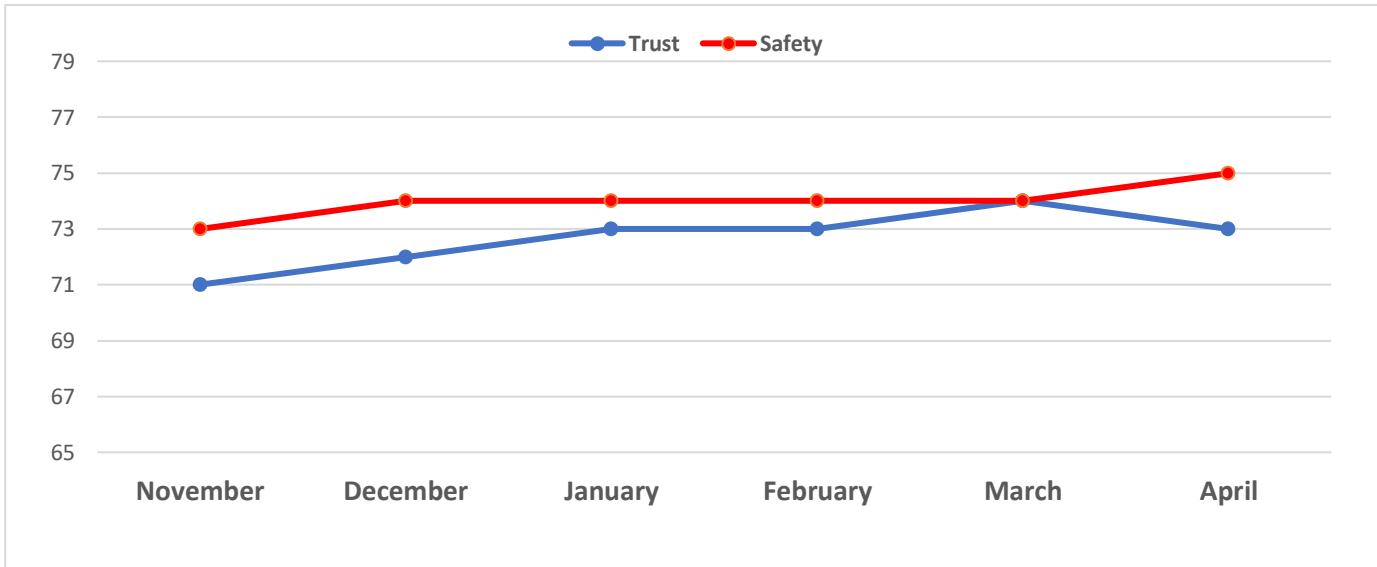
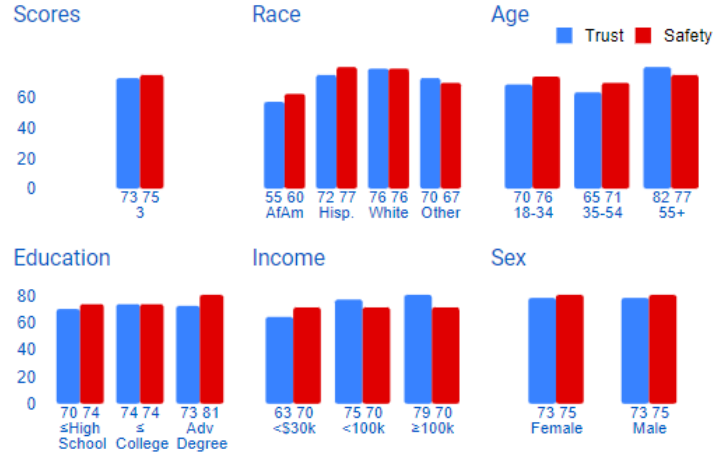
Agency	San Diego PD	Report Range	April 2022
Location	Eastern		

Summary

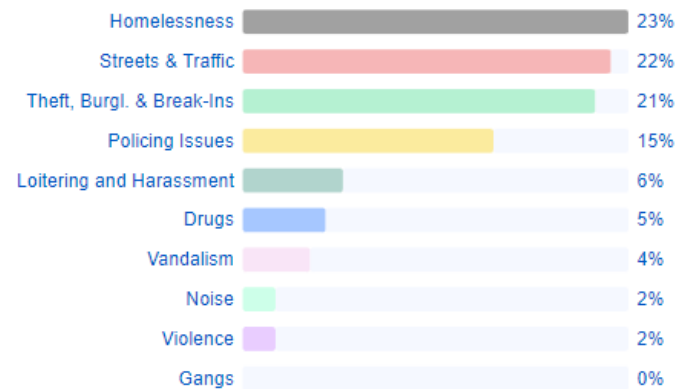
Trust for Eastern division was down by 1 point compared to the previous month (73). Safety for the division up by 1 point compared to the previous month (75).

Homelessness was the main concern for the division (23%), followed by and Streets & Traffic (22%) and Theft, Burglary and Break-Ins (21%).

Score Benchmark Chart



EASTERN Concern Benchmark



About this document

What are my Trust and Safety scores?

We gather data from several hundred city residents each month and produce scores, on a scale of 0 to 100, that measure how people across the city feel.

How are concerns measured?

Residents are asked the following question: "What is the number one issue or problem on your block or in your neighborhood that you would like the police to deal with?" We process hundreds of replies each month and categorize them to give you a sense of what people are talking about.



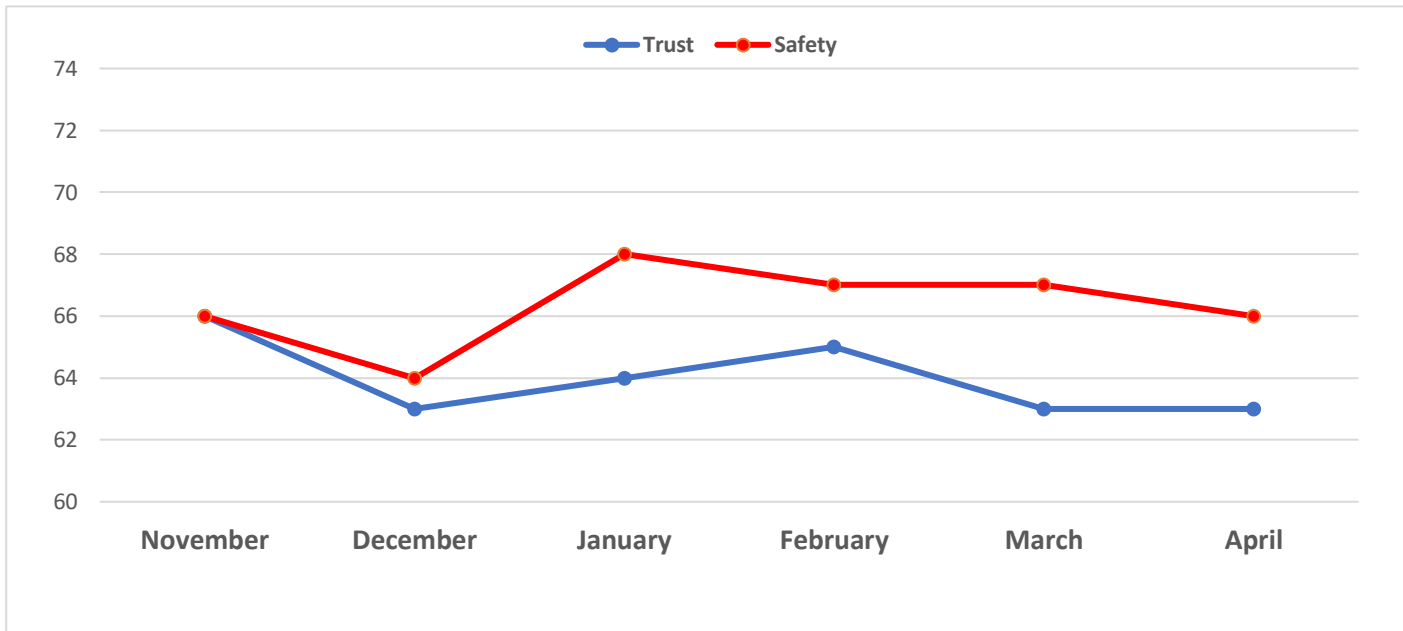
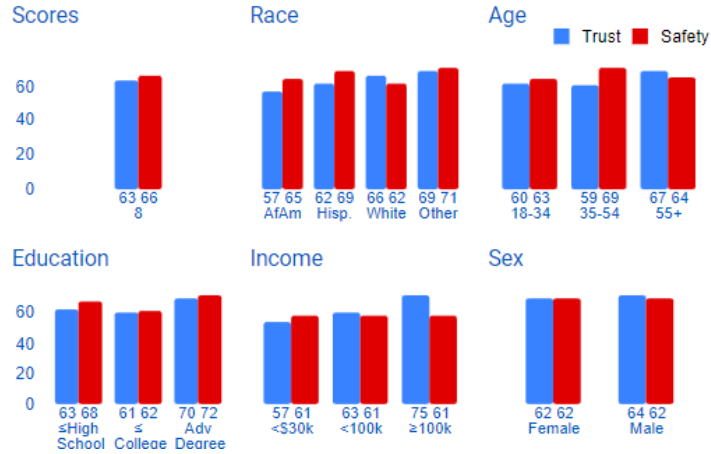
Agency	San Diego PD	Report Range	April 2022
Location	Mid-City		

Summary

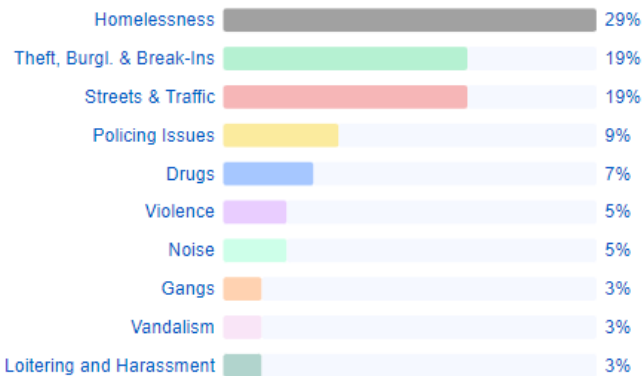
Trust for Mid-City division was stable without change compared to the previous month (63). Safety for the division was down by 1 point compared to the previous month (66).

Homelessness was the main concern for the division (29%) followed by Streets & Traffic and Theft, Burglary and Break-Ins (both 19%).

Score Benchmark Chart



MID-CITY Concern Benchmark



About this document

What are my Trust and Safety scores?
We gather data from several hundred city residents each month and produce scores, on a scale of 0 to 100, that measure how people across the city feel.

How are concerns measured?
Residents are asked the following question: "What is the number one issue or problem on your block or in your neighborhood that you would like the police to deal with?" We process hundreds of replies each month and categorize them to give you a sense of what people are talking about.

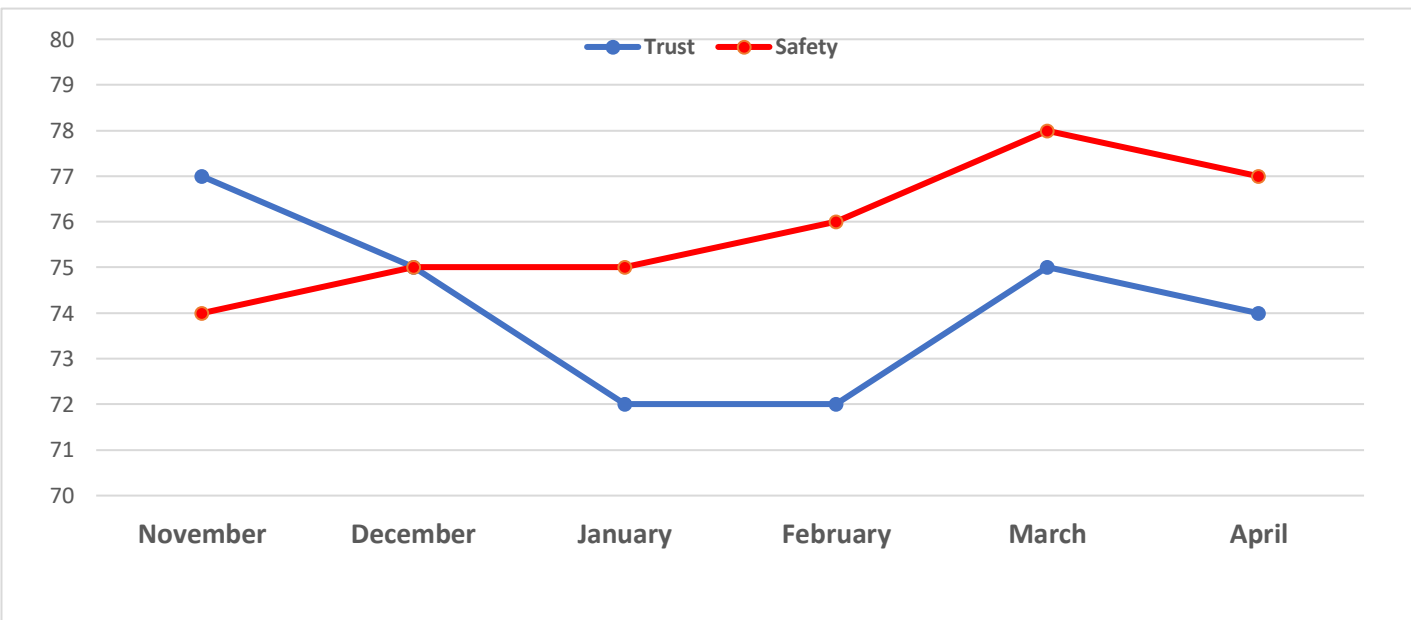
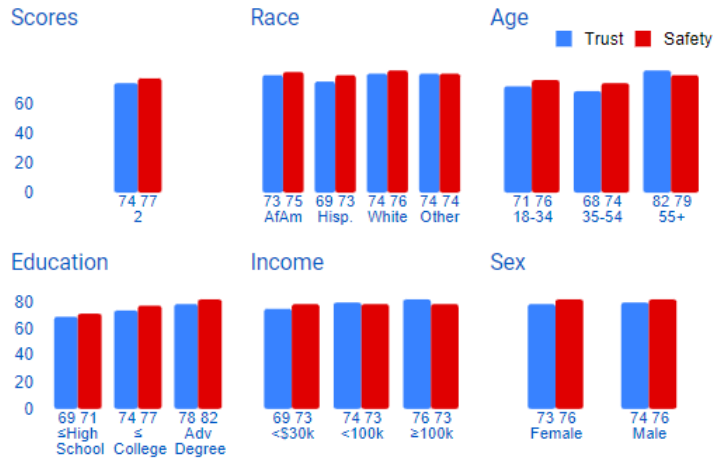


Agency	San Diego PD	Report Range	April 2022
Location	Northeastern		

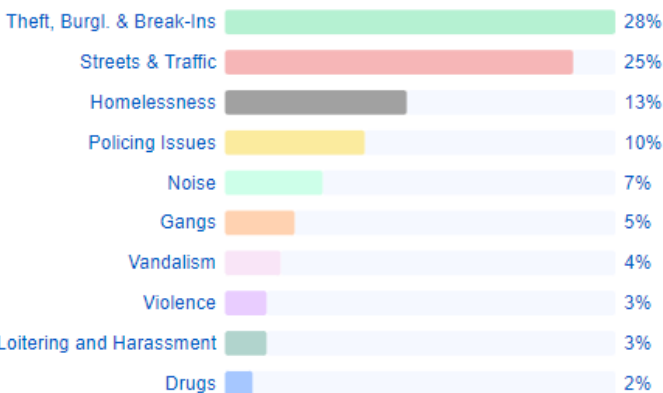
Summary

Trust for Northeastern Division was down by 1 point compared to the previous month (74). Safety for the division was also down by 1 point compared to the previous month (77).

Theft, Burglary and Break-Ins was the main concern for the division (28%), followed by Streets & Traffic (25%) and Homelessness (13%).



NORTHEASTERN Concern Benchmark



About this document

What are my Trust and Safety scores?
We gather data from several hundred city residents each month and produce scores, on a scale of 0 to 100, that measure how people across the city feel.

How are concerns measured?
Residents are asked the following question: "What is the number one issue or problem on your block or in your neighborhood that you would like the police to deal with?" We process hundreds of replies each month and categorize them to give you a sense of what people are talking about.

To review comments concerning these issues, click [HERE](#)



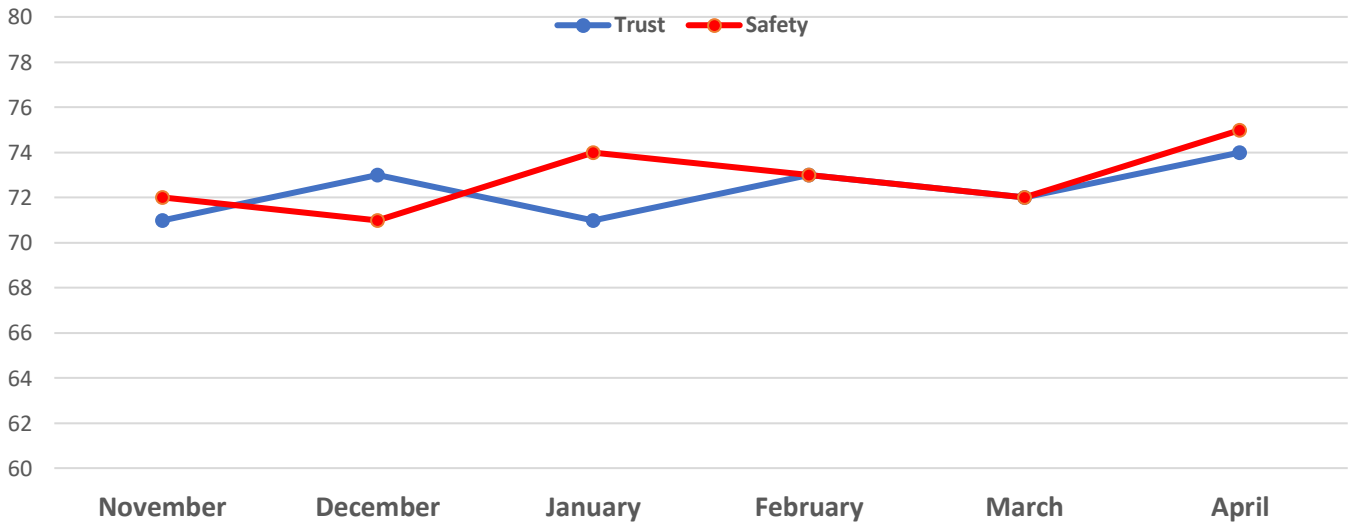
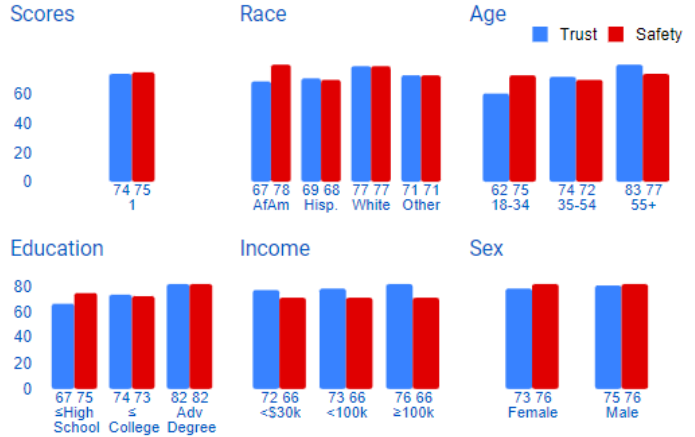
Agency	San Diego PD	Report Range	April 2022
Location	Northern		

Summary

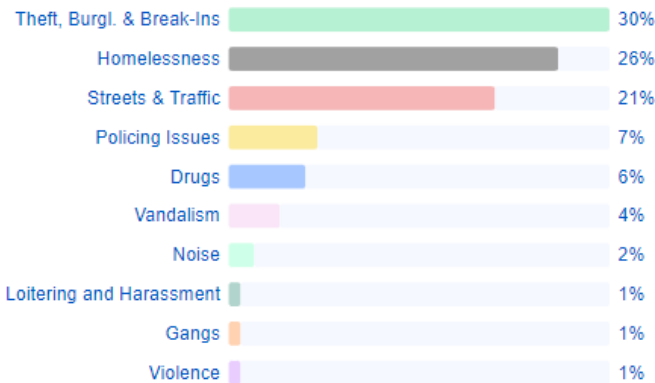
Trust for Northern division was up by 2 points compared to the previous month (74). Safety for the division was up by 3 points compared to the previous month (75).

Theft, Burglary and Break-Ins was the main concern for the division (30%), followed by Homelessness (26%) and Streets & Traffic (21%).

Score Benchmark Chart



NORTHERN Concern Benchmark



About this document

What are my Trust and Safety scores?

We gather data from several hundred city residents each month and produce scores, on a scale of 0 to 100, that measure how people across the city feel.

How are concerns measured?

Residents are asked the following question: "What is the number one issue or problem on your block or in your neighborhood that you would like the police to deal with?" We process hundreds of replies each month and categorize them to give you a sense of what people are talking about.



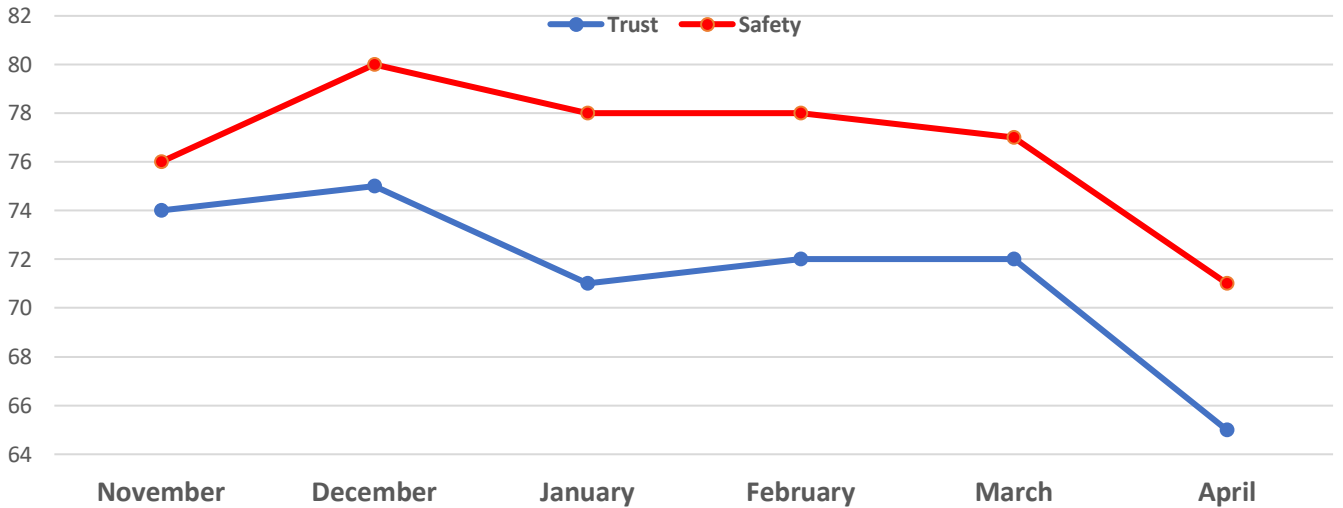
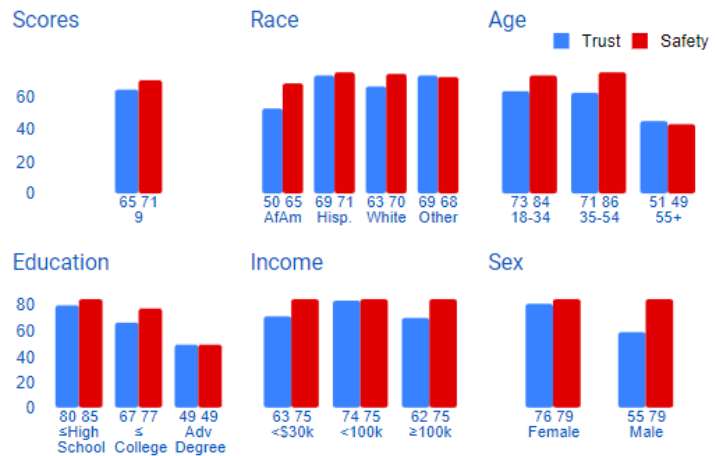
Agency	San Diego PD	Report Range	April 2022
Location	Northwestern		

Summary

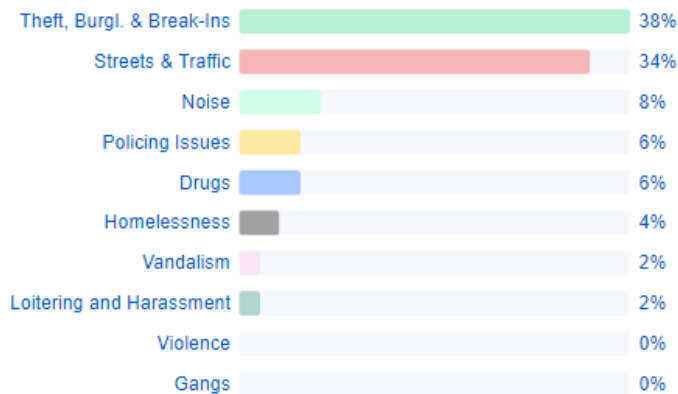
Trust for Northwestern division decreased substantially by 7 points compared to the previous month (65). Safety for the division was also down substantially by 6 points compared to the previous month (71).

Theft, Burglary and Break-Ins and was the main concern for the division (38%) followed by Streets & Traffic concerns (34%).

Score Benchmark Chart



NORTHWESTERN Concern Benchmark



About this document

What are my Trust and Safety scores?

We gather data from several hundred city residents each month and produce scores, on a scale of 0 to 100, that measure how people across the city feel.

How are concerns measured?

Residents are asked the following question: "What is the number one issue or problem on your block or in your neighborhood that you would like the police to deal with?" We process hundreds of replies each month and categorize them to give you a sense of what people are talking about.



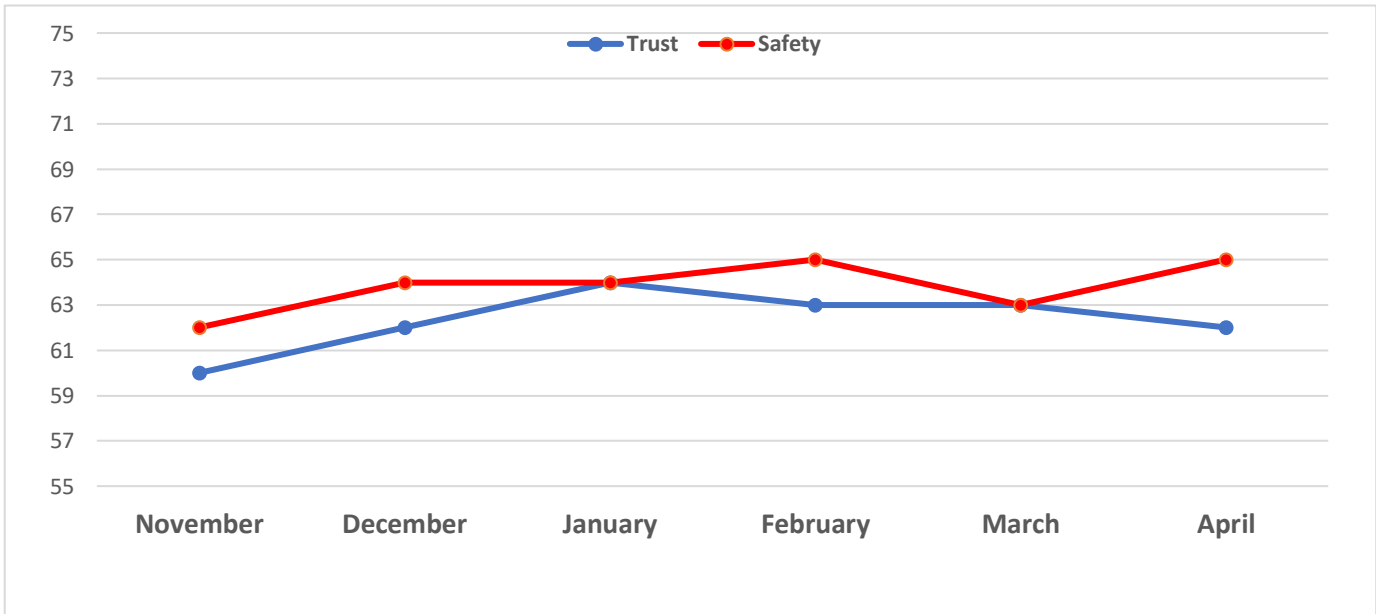
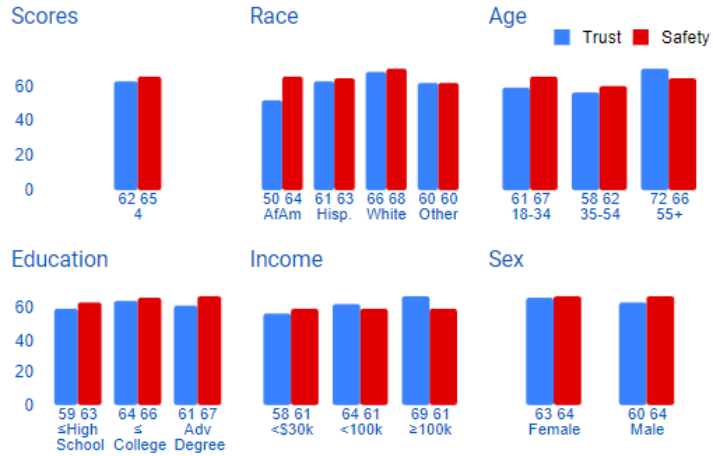
Agency	San Diego PD	Report Range	April 2022
Location	Southeastern		

Summary

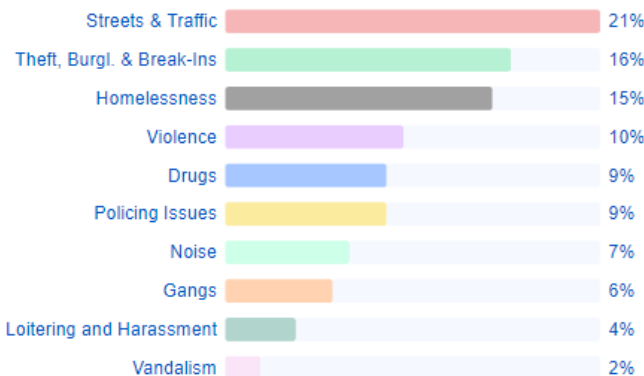
Trust for Southeastern division was down by 1 point compared to the previous month (62). Safety for the division was up by 2 points compared to the previous month (65).

Streets & Traffic was the main concern for the division (21%), followed by Theft, Burglary and Break-Ins (16%) and Homelessness (15%).

Score Benchmark Chart



SOUTHEASTERN Concern Benchmark



About this document

What are my Trust and Safety scores?

We gather data from several hundred city residents each month and produce scores, on a scale of 0 to 100, that measure how people across the city feel.

How are concerns measured?

Residents are asked the following question: "What is the number one issue or problem on your block or in your neighborhood that you would like the police to deal with?" We process hundreds of replies each month and categorize them to give you a sense of what people are talking about.



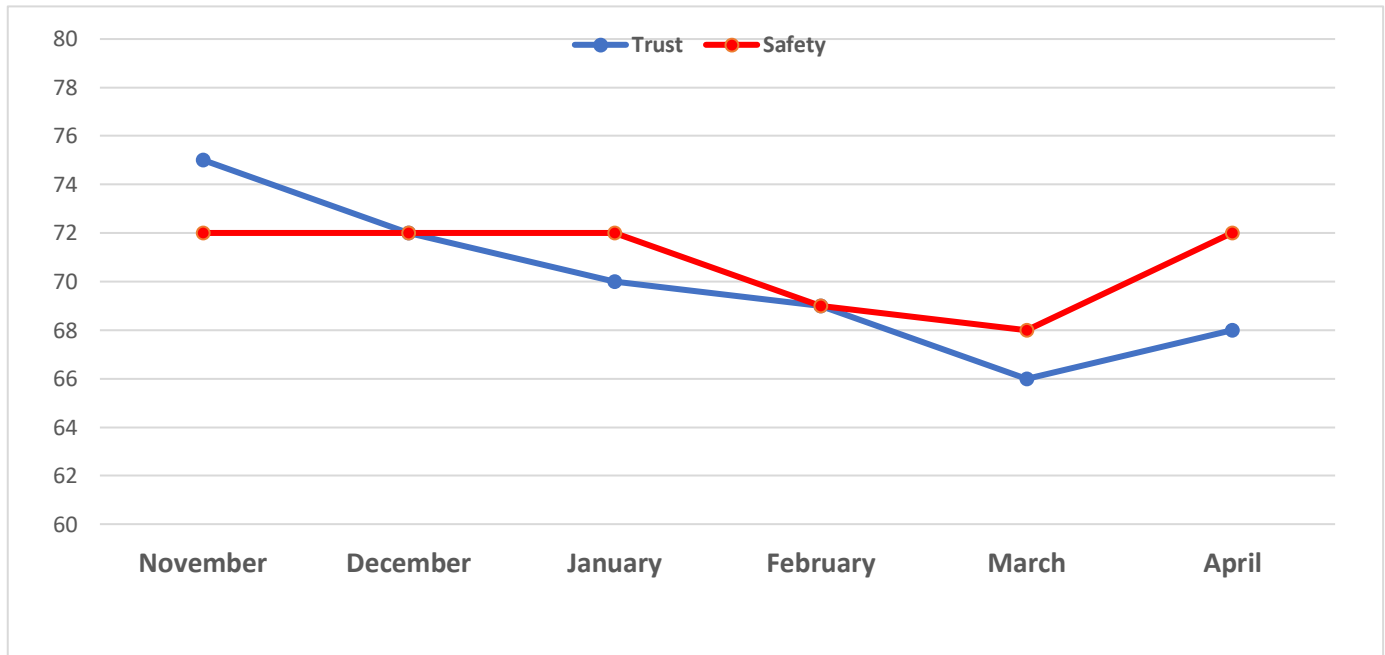
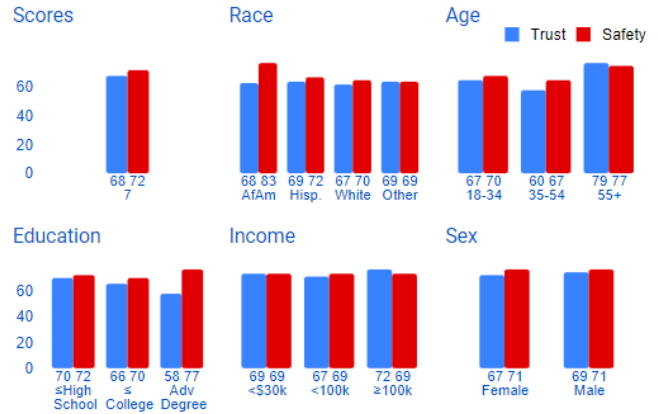
Agency	San Diego PD	Report Range	April 2022
Location	Southern		

Summary

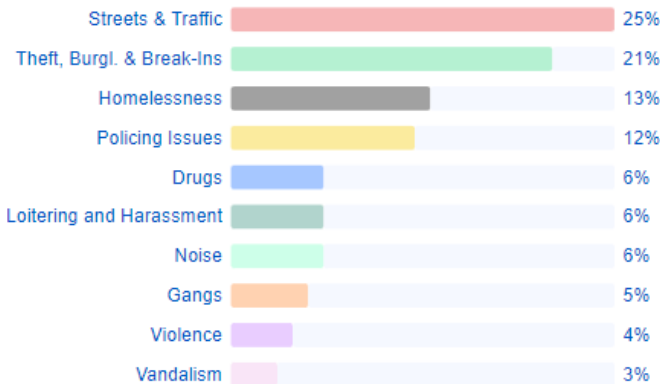
Trust for Southern division was up by 2 points compared to the previous month (68), marking the first increase since November. Safety for the division was up by 4 points compared to the previous month (72).

Streets & Traffic remained the main concern for the division (25%, compared to 28% last month) followed by Theft, Burglary and Break-Ins (21%) and Homelessness (13%).

Score Benchmark Chart



SOUTHERN Concern Benchmark



About this document

What are my Trust and Safety scores?
We gather data from several hundred city residents each month and produce scores, on a scale of 0 to 100, that measure how people across the city feel.

How are concerns measured?
Residents are asked the following question: "What is the number one issue or problem on your block or in your neighborhood that you would like the police to deal with?" We process hundreds of replies each month and categorize them to give you a sense of what people are talking about.



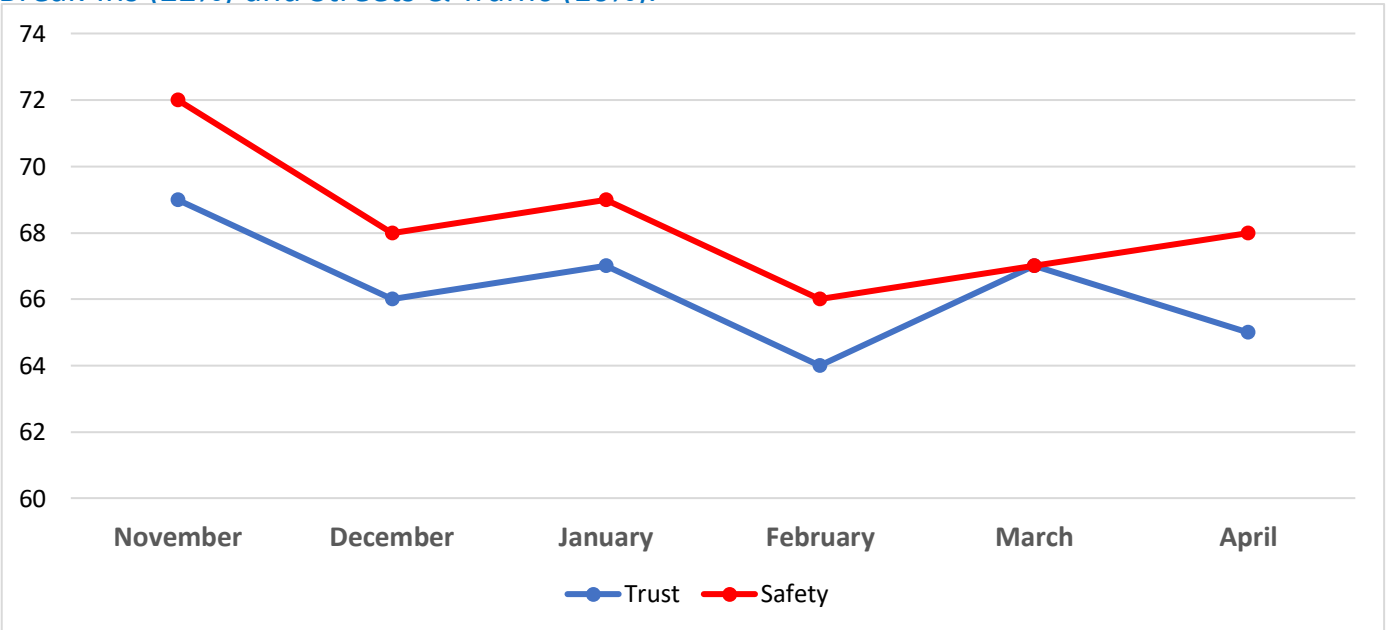
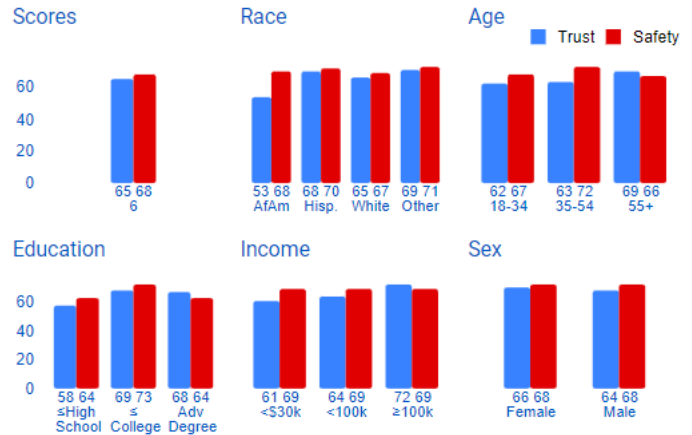
Agency	San Diego PD	Report Range	April 2022
Location	Western		

Summary

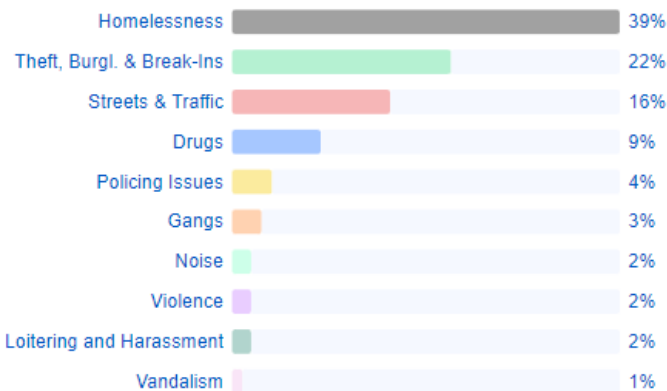
Trust for Western division was down by 2 points compared to the previous month (65). Safety for the division was up by 1 point compared to the previous month (68).

Homelessness remained the main concern for the division (39%, compared to 42% last month) followed by Theft, Burglary and Break-Ins (22%) and Streets & Traffic (16%).

Score Benchmark Chart



WESTERN Concern Benchmark



About this document

What are my Trust and Safety scores?
We gather data from several hundred city residents each month and produce scores, on a scale of 0 to 100, that measure how people across the city feel.

How are concerns measured?
Residents are asked the following question: "What is the number one issue or problem on your block or in your neighborhood that you would like the police to deal with?" We process hundreds of replies each month and categorize them to give you a sense of what people are talking about.