



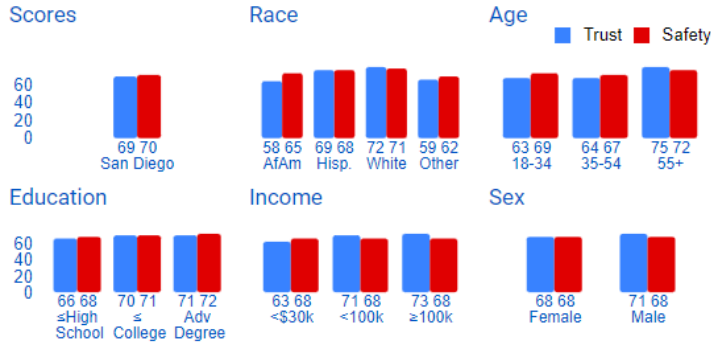
Agency	San Diego PD	Report Range	December 2021
Location	Citywide		

Summary

Citywide Trust was stable at 69 (no change compared to November). Among the nine Divisions, the most significant changes in Trust scores were 3-point decreases in Mid-City, Southern and Western and 2-point increases in Southeastern and Northern. Citywide Safety was stable at 70 (no change compared to November). Safety for Northwestern Division was up by 4 points and down by 4 points for Western Division compared to November.

Citywide, the top concern was Theft, Burglaries & Break-Ins (23%), followed by Streets & Traffic (22%) and Homelessness (21%).

Score Benchmark Chart

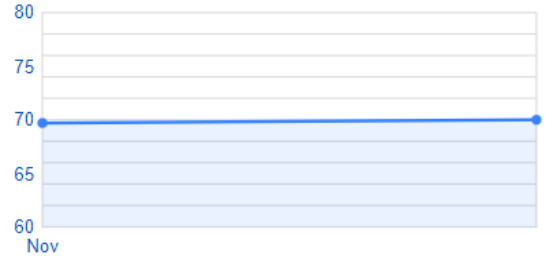


San Diego Year On Year

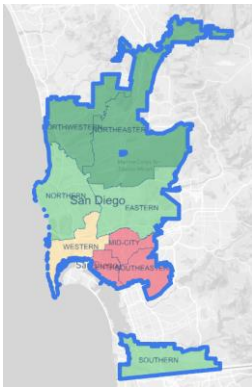
Trust



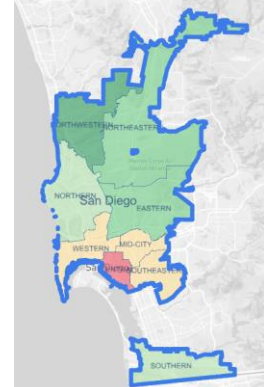
Safety



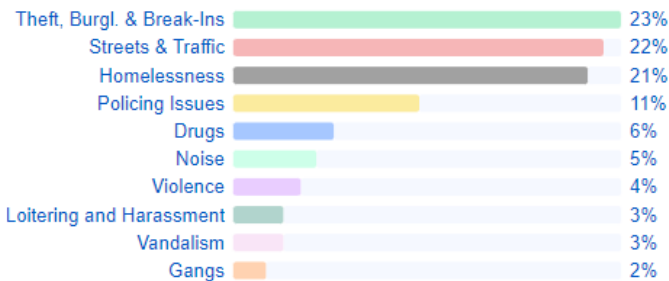
Trust Heatmap



Safety Heatmap



Citywide Concern Benchmark



About this document

What are Trust and Safety scores?

We gather data from city residents each month and produce scores, on a scale of 0 to 100, that measure how people across the city feel.

How are concerns measured?

Residents are asked the following question: "What is the number one issue or problem on your block or in your neighborhood that you'd like the police to deal with?" We process hundreds of replies per month and categorize them.

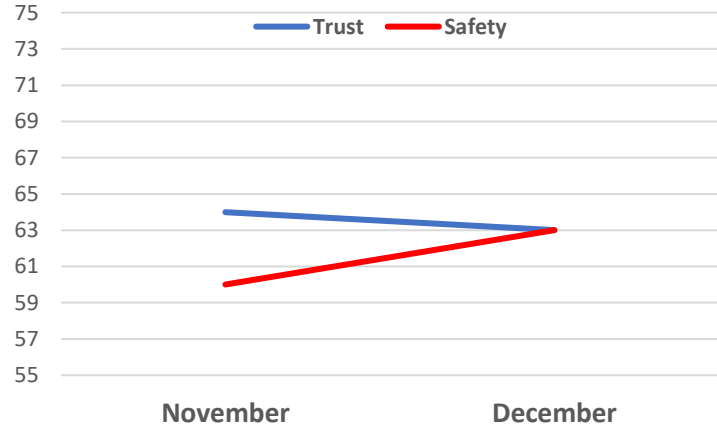


Agency	San Diego PD	Report Range	December 2021
Location	Central		

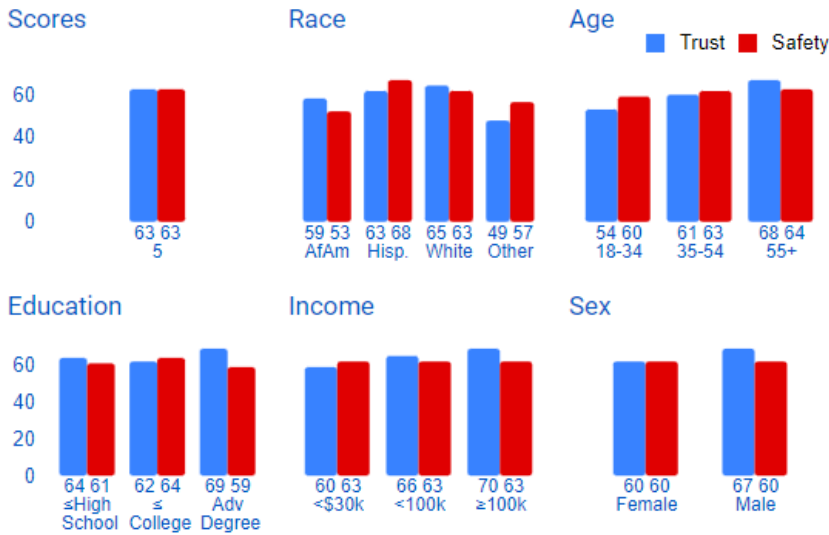
Summary

Trust for Central Division was down by 1 point compared to the previous month (63). Safety for the division was up by 3 points compared to the previous month (63).

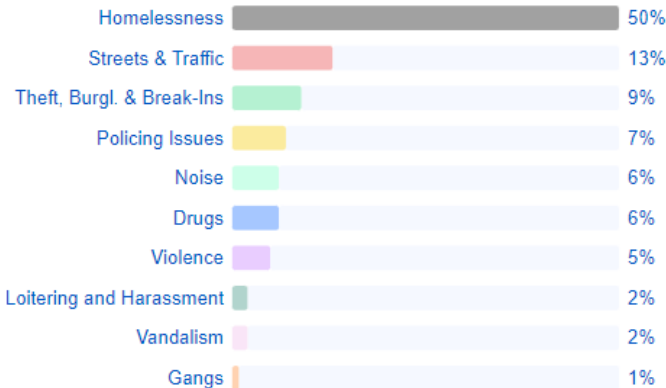
Homelessness was by far the main concern for the division (50%, last month – 52%), followed by Streets & Traffic (13%) and Theft, Burglary and Break-Ins (9%).



Score Benchmark Chart



CENTRAL Concern Benchmark



About this document

What are my Trust and Safety scores?
We gather data from several hundred city residents each month and produce scores, on a scale of 0 to 100, that measure how people across the city feel.

How are concerns measured?
Residents are asked the following question: "What is the number one issue or problem on your block or in your neighborhood that you would like the police to deal with?" We process hundreds of replies each month and categorize them to give you a sense of what people are talking about.



Agency	San Diego PD	Report Range	December 2021
Location	Eastern		

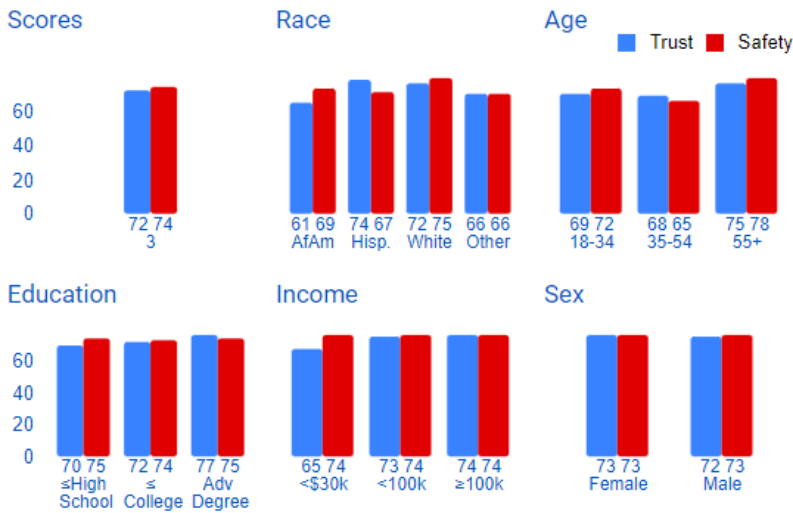
Summary

Trust for Eastern Division was up by 1 point compared to the previous month (72). Safety for the district was also up by 1 point compared to the previous month (74).

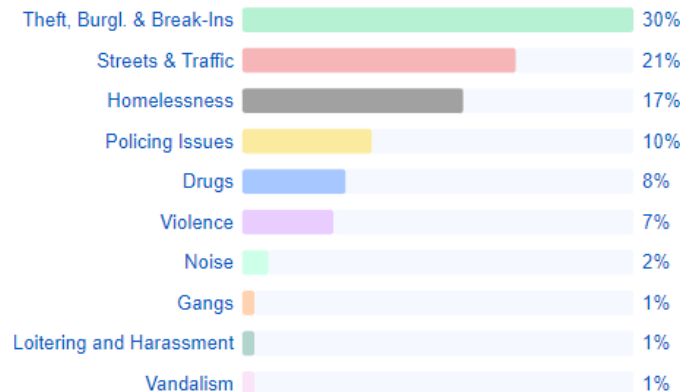
Theft, Burglary and Break-Ins was the main concern for the division (30%), followed by Streets & Traffic (21%) and Homelessness (17%).



Score Benchmark Chart



EASTERN Concern Benchmark



About this document

What are my Trust and Safety scores?
We gather data from several hundred city residents each month and produce scores, on a scale of 0 to 100, that measure how people across the city feel.

How are concerns measured?
Residents are asked the following question: "What is the number one issue or problem on your block or in your neighborhood that you would like the police to deal with?" We process hundreds of replies each month and categorize them to give you a sense of what people are talking about.

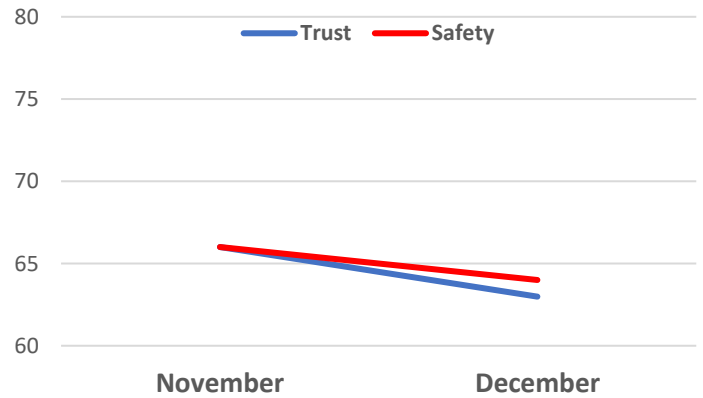


Agency	San Diego PD	Report Range	December 2021
Location	Mid-City		

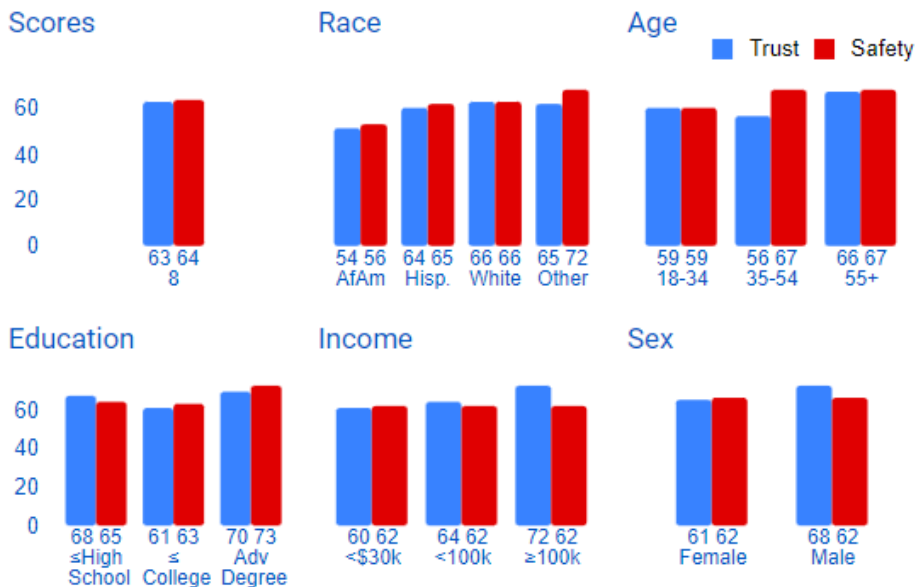
Summary

Trust for Mid-City Division was down by 3 points compared to the previous month (63). Safety for the division was down by 2 points compared to the previous month (64).

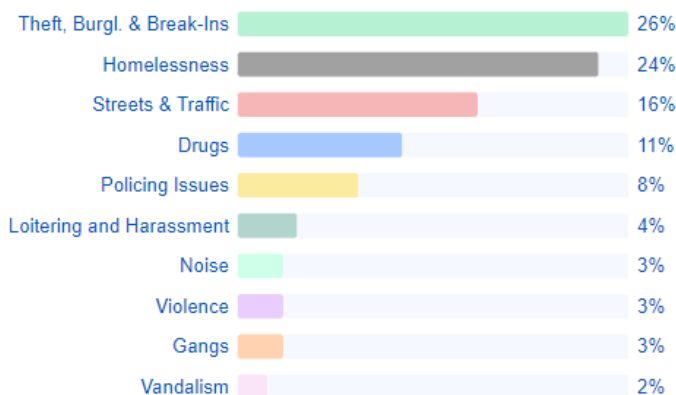
Theft, Burglary and Break-Ins was the main concern for the division (26%) followed by Homelessness (24%) and Streets & Traffic (16%).



Score Benchmark Chart



MID-CITY Concern Benchmark



About this document

What are my Trust and Safety scores?

We gather data from several hundred city residents each month and produce scores, on a scale of 0 to 100, that measure how people across the city feel.

How are concerns measured?

Residents are asked the following question: "What is the number one issue or problem on your block or in your neighborhood that you would like the police to deal with?" We process hundreds of replies each month and categorize them to give you a sense of what people are talking about.

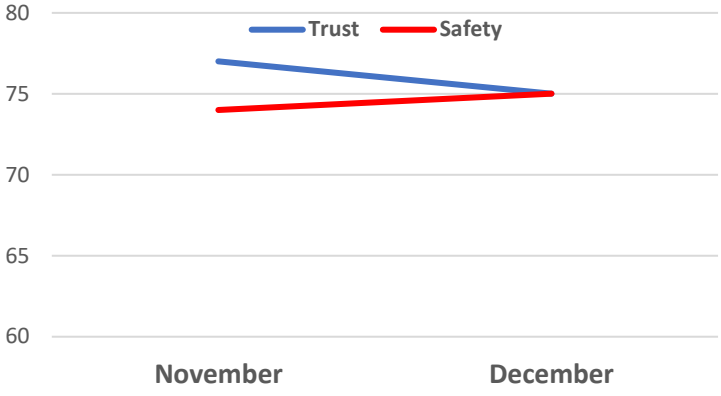


Agency	San Diego PD	Report Range	December 2021
Location	Northeastern		

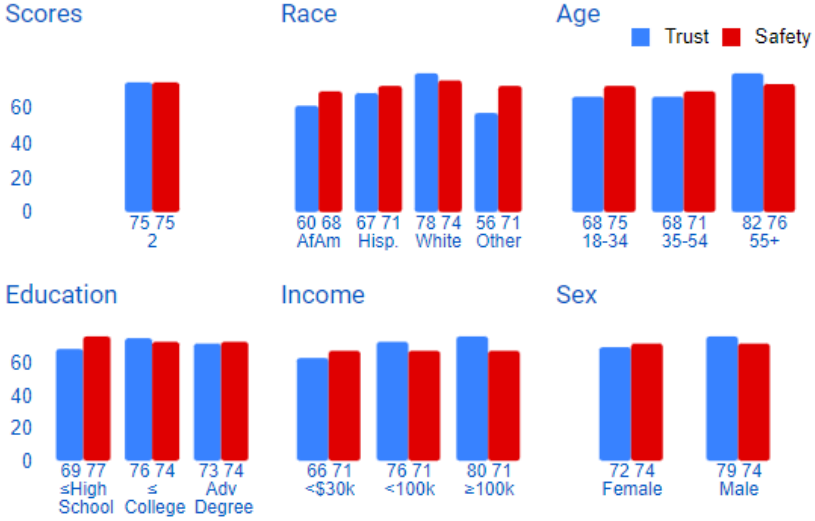
Summary

Trust for Northeastern Division was down by 2 points compared to the previous month (75). Safety for the division was up by 1 point compared to the previous month (75).

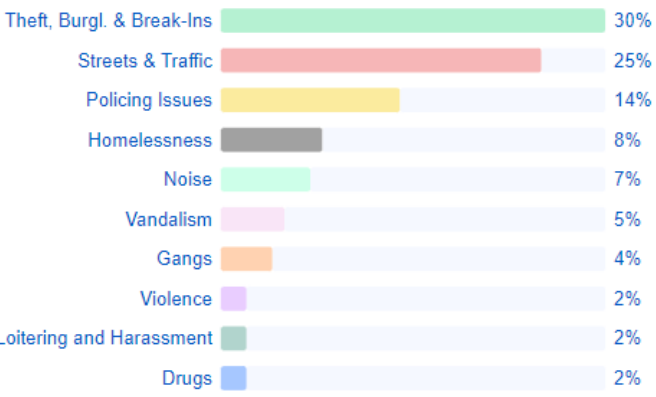
Theft, Burglary and Break-Ins was the main concern for the division (30%), followed by Streets & Traffic (25%) and Policing Issues (14%).



Score Benchmark Chart



NORTHEASTERN Concern Benchmark



About this document

What are my Trust and Safety scores?
 We gather data from several hundred city residents each month and produce scores, on a scale of 0 to 100, that measure how people across the city feel.

How are concerns measured?
 Residents are asked the following question: "What is the number one issue or problem on your block or in your neighborhood that you would like the police to deal with?" We process hundreds of replies each month and categorize them to give you a sense of what people are talking about.

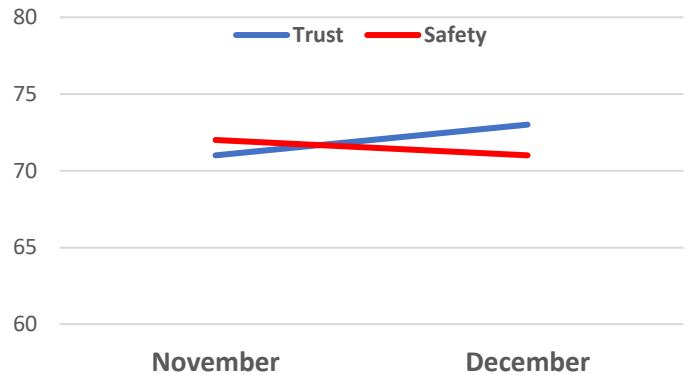


Agency	San Diego PD	Report Range	December 2021
Location	Northern		

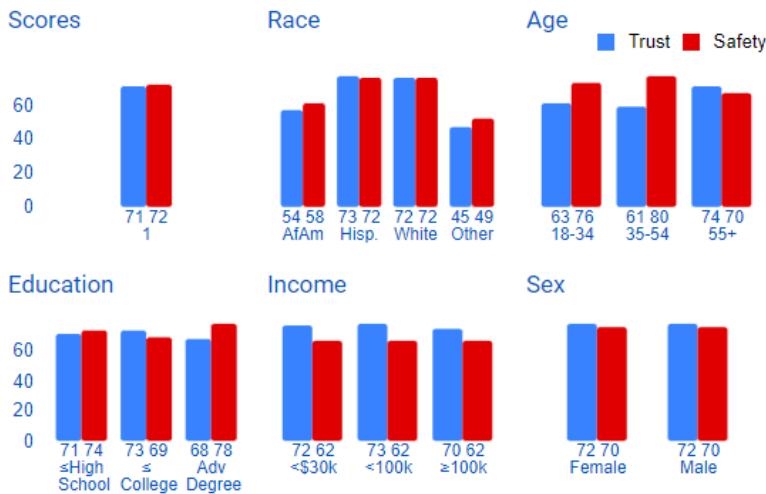
Summary

Trust for Northern Division was up by 2 points compared to the previous month (73). Safety for the division was down by 1 point compared to the previous month (71).

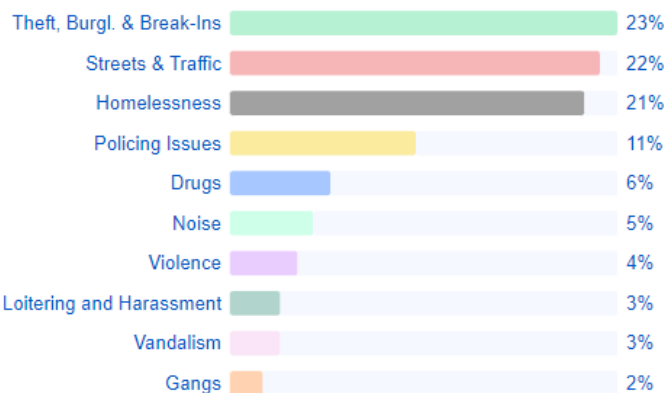
Theft, Burglary and Break-Ins was the main concern for the division (23%), followed by Streets & Traffic (22%) and Homelessness (21%).



Score Benchmark Chart



Citywide Concern Benchmark



About this document

What are my Trust and Safety scores?
We gather data from several hundred city residents each month and produce scores, on a scale of 0 to 100, that measure how people across the city feel.

How are concerns measured?
Residents are asked the following question: "What is the number one issue or problem on your block or in your neighborhood that you would like the police to deal with?" We process hundreds of replies each month and categorize them to give you a sense of what people are talking about.

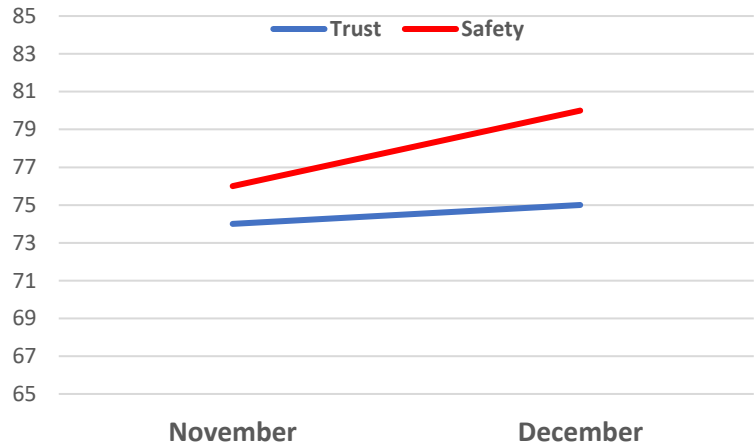


Agency	San Diego PD	Report Range	December 2021
Location	Northwestern		

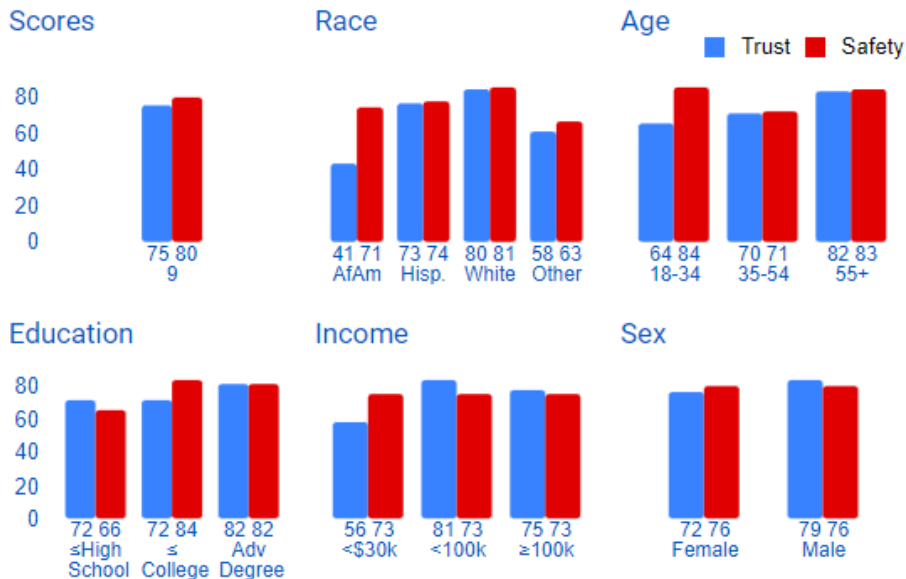
Summary

Trust for Northwestern Division was up by 1 point compared to the previous month (75). Safety for the division was up by 4 points compared to the previous month (80).

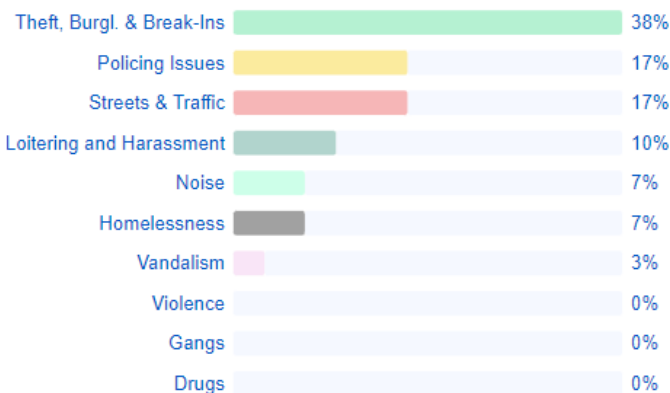
Theft, Burglary and Break-Ins was the main concern for the division (38%), followed by Policing Issues and Streets & Traffic (both 17%).



Score Benchmark Chart



NORTHWESTERN Concern Benchmark



About this document

What are my Trust and Safety scores?
We gather data from several hundred city residents each month and produce scores, on a scale of 0 to 100, that measure how people across the city feel.

How are concerns measured?
Residents are asked the following question: "What is the number one issue or problem on your block or in your neighborhood that you would like the police to deal with?" We process hundreds of replies each month and categorize them to give you a sense of what people are talking about.

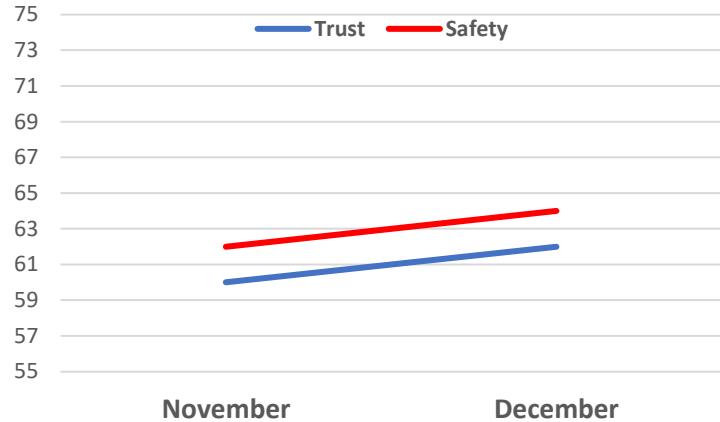


Agency	San Diego PD	Report Range	December 2021
Location	Southeastern		

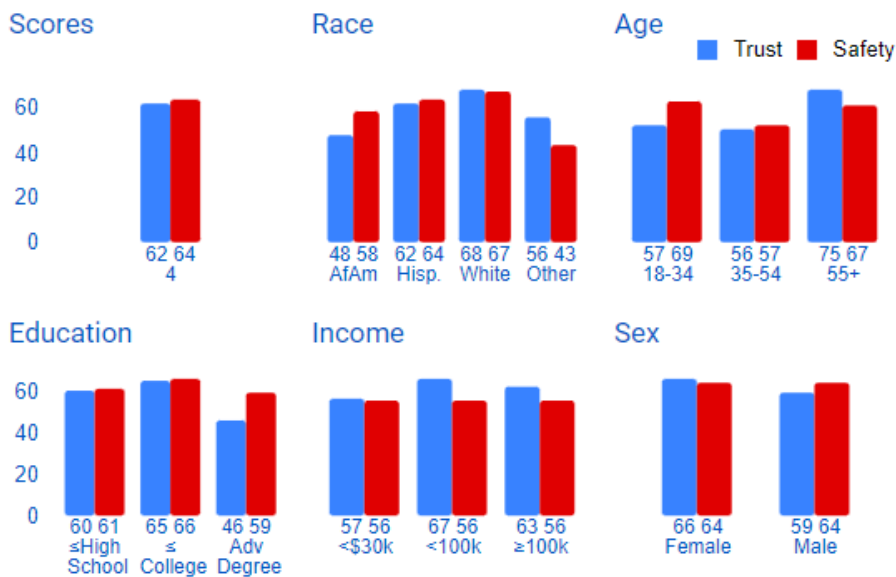
Summary

Trust for Southeastern Division was up by 2 points compared to the previous month (62). Safety for the division was also up by 2 points compared to the previous month (64).

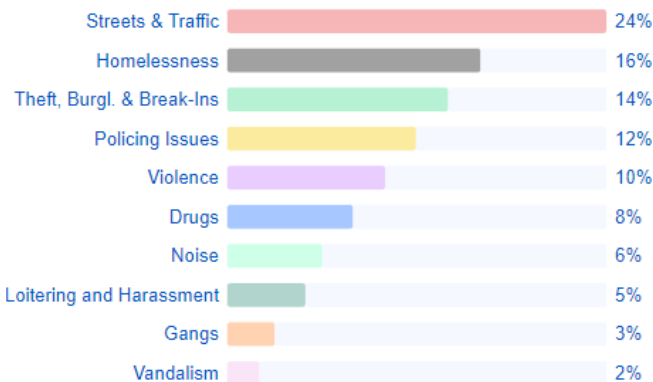
Streets & Traffic was the main concern for the division (24%), followed by Homelessness (16%) and Theft, Burglary and Break-Ins (14%).



Score Benchmark Chart



SOUTHEASTERN Concern Benchmark



About this document

What are my Trust and Safety scores?
We gather data from several hundred city residents each month and produce scores, on a scale of 0 to 100, that measure how people across the city feel.

How are concerns measured?
Residents are asked the following question: "What is the number one issue or problem on your block or in your neighborhood that you would like the police to deal with?" We process hundreds of replies each month and categorize them to give you a sense of what people are talking about.

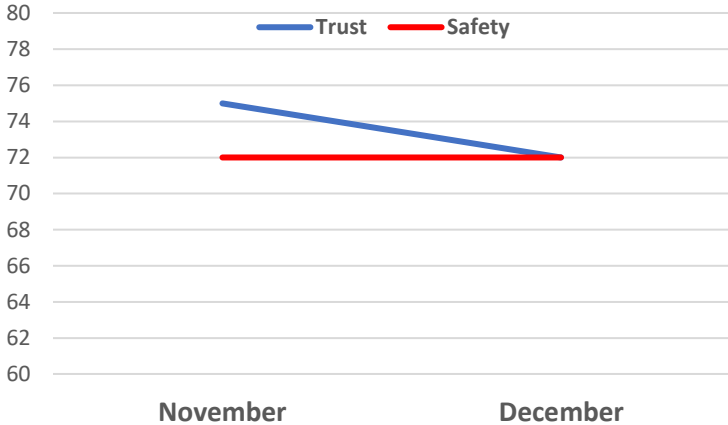


Agency	San Diego PD	Report Range	December 2021
Location	Southern		

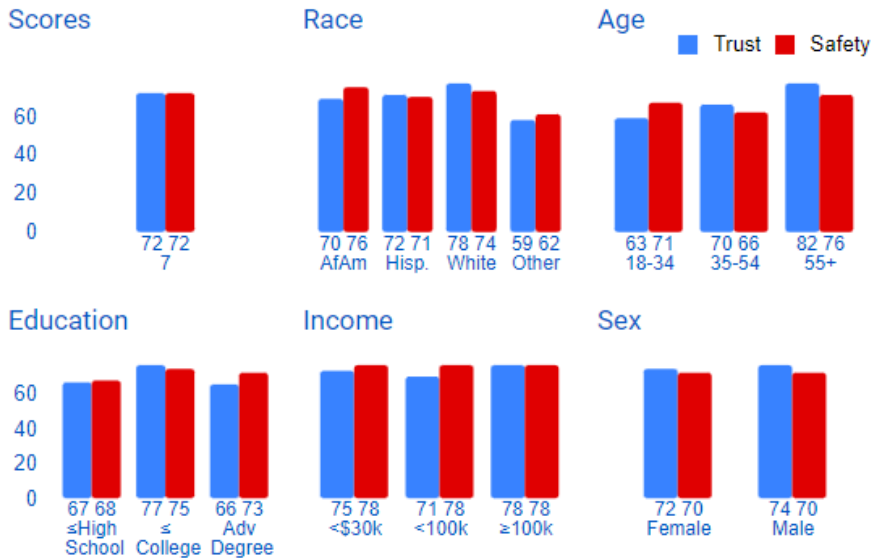
Summary

Trust for Southern Division was down by 3 points compared to the previous month (72). Safety for the division was stable without changes compared to the previous month (72).

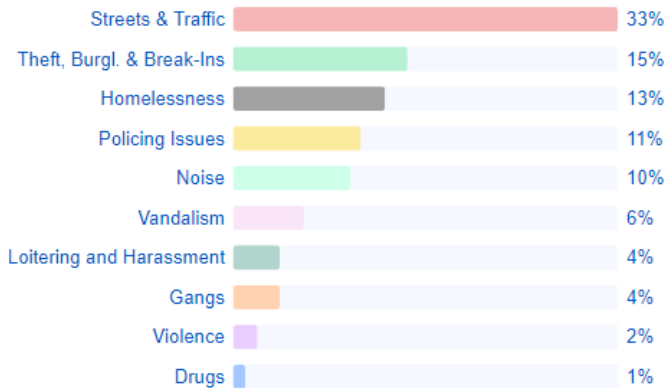
Homelessness remained the main concern for the division (35%, compared to 38% last month) followed by Theft, Burglary and Break-Ins (24%) and Streets & Traffic (19%).



Score Benchmark Chart



SOUTHERN Concern Benchmark



About this document

What are my Trust and Safety scores?
We gather data from several hundred city residents each month and produce scores, on a scale of 0 to 100, that measure how people across the city feel.

How are concerns measured?
Residents are asked the following question: "What is the number one issue or problem on your block or in your neighborhood that you would like the police to deal with?" We process hundreds of replies each month and categorize them to give you a sense of what people are talking about.

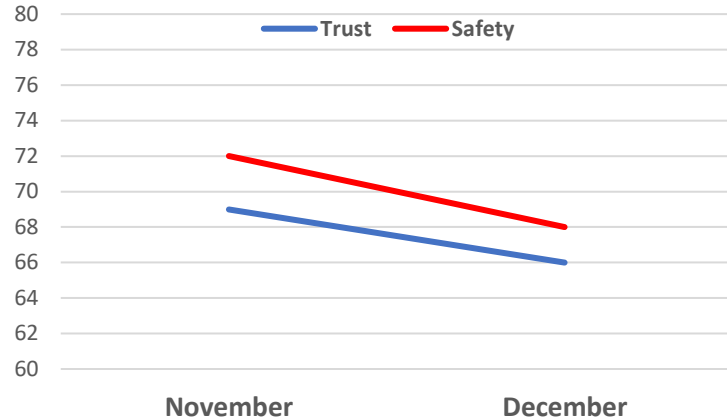


Agency	San Diego PD	Report Range	December 2021
Location	Western		

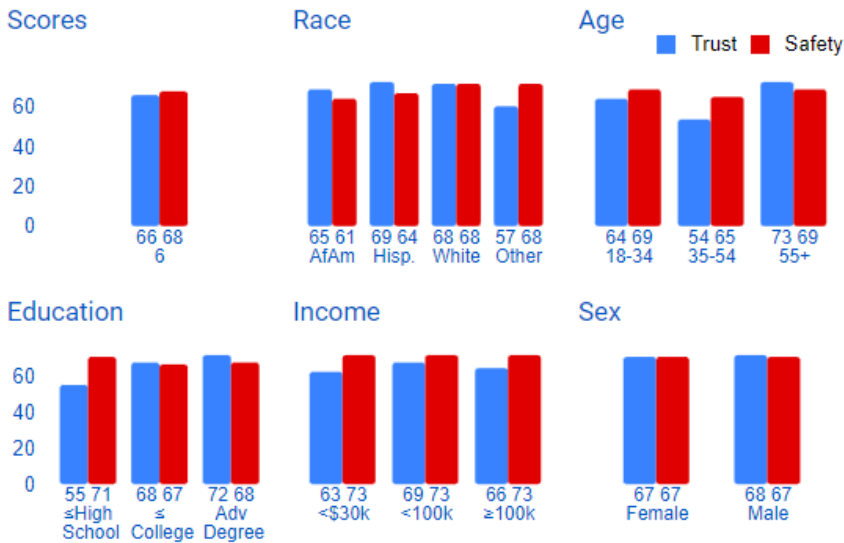
Summary

Trust for Western Division was down by 3 points compared to the previous month (66). Safety for the division was down by 4 points compared to the previous month (68).

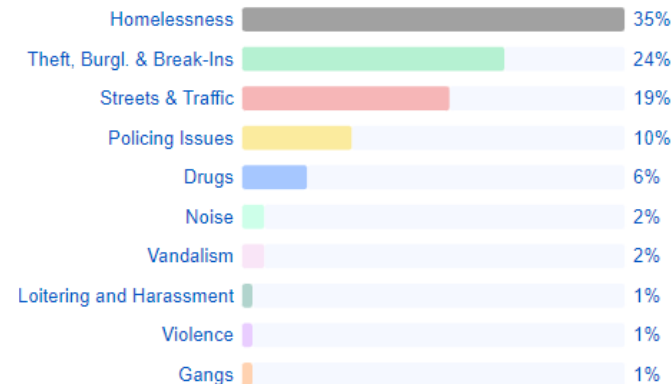
Homelessness remained the main concern for the division (35%, compared to 38% last month), followed by Theft, Burglary and Break-Ins (24%) and Streets & Traffic (19%) and Streets & Traffic (19%).



Score Benchmark Chart



WESTERN Concern Benchmark



About this document

What are my Trust and Safety scores?
We gather data from several hundred city residents each month and produce scores, on a scale of 0 to 100, that measure how people across the city feel.

How are concerns measured?
Residents are asked the following question: "What is the number one issue or problem on your block or in your neighborhood that you would like the police to deal with?" We process hundreds of replies each month and categorize them to give you a sense of what people are talking about.