



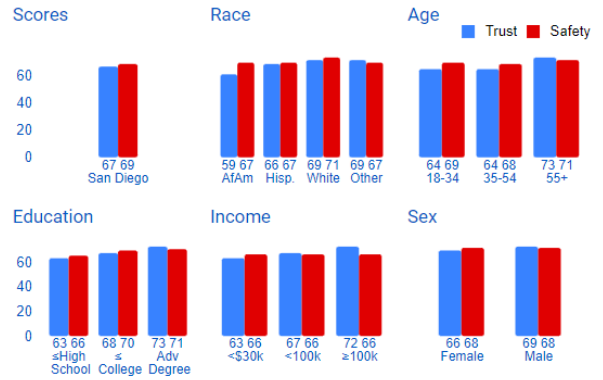
Agency	San Diego PD	Report Range	February 2023
Location	Citywide		

Summary

Citywide Trust (67) was stable without change compared to January. Among the 9 Divisions the most significant change in Trust scores was a 2-point drop in Northwestern (74) and a 2-point increase in Southeastern (64). Citywide Safety (69) was down by 1 point compared to January with a 4-point drop in Southern (66).

Citywide, the top concern was Homelessness (24%) followed by Streets & Traffic (22%) and Theft, Burglaries & Break-Ins (20%).

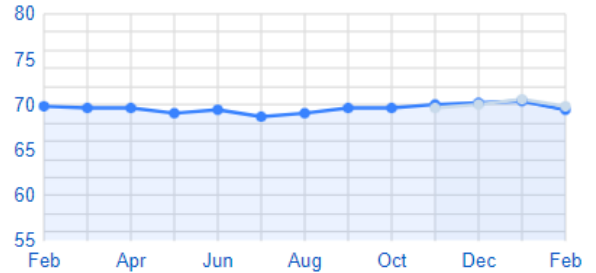
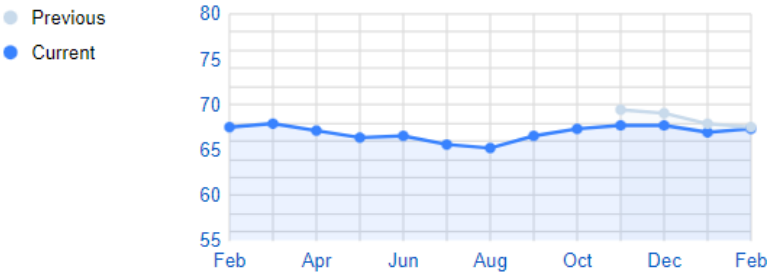
Score Benchmark Chart



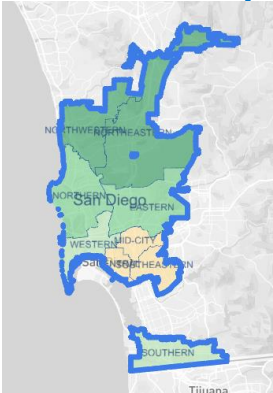
San Diego Year On Year

Trust

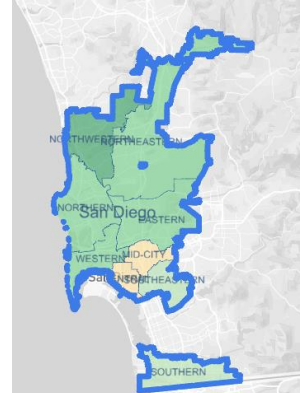
Safety



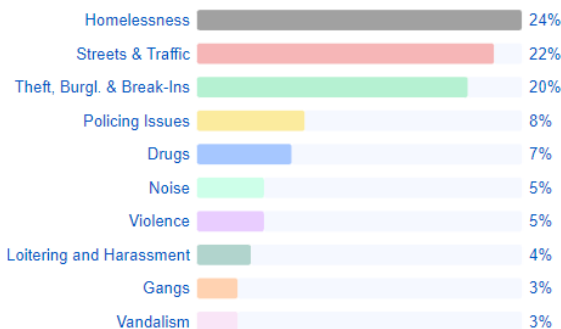
Trust Heatmap



Safety Heatmap



Citywide Concern Benchmark



About this document

What are my Trust and Safety scores?

We gather data from several hundred city residents each month and produce scores, on a scale of 0 to 100, that measure how people across the city feel.

How are concerns measured?

Residents are asked the following question: "What is the number one issue or problem on your block or in your neighborhood that you would like the police to deal with?" We process hundreds of replies each month and categorize them to give you a sense of what people are talking about.



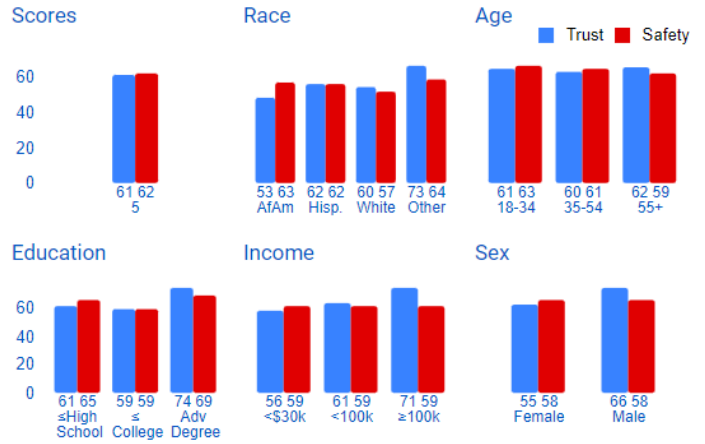
Agency	San Diego PD	Report Range	February 2023
Location	Central		

Summary

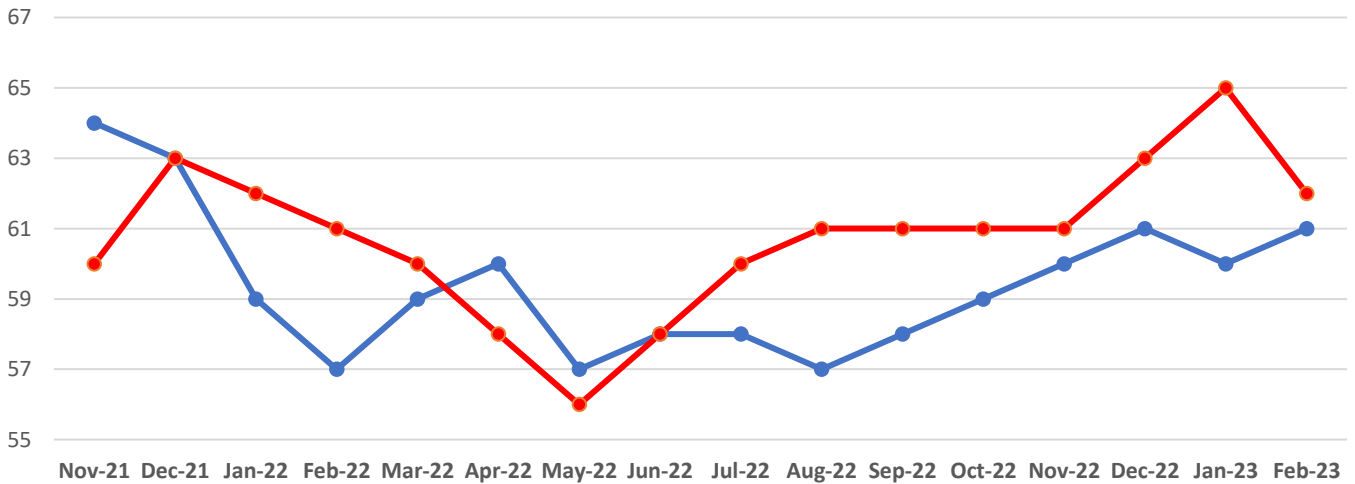
Trust for Central Division was up by 1 point compared to the previous month (61). Safety for the district was down by 3 points compared to the previous month (62).

Homelessness remained the main concern for the Division (48%), followed by Theft, Burglaries and Break-Ins (13%) and Streets & Traffic and Drugs (9% for both).

Score Benchmark Chart



● Trust ● Safety



CENTRAL Concern Benchmark



About this document

What are my Trust and Safety scores?
We gather data from several hundred city residents each month and produce scores, on a scale of 0 to 100, that measure how people across the city feel.

How are concerns measured?
Residents are asked the following question: "What is the number one issue or problem on your block or in your neighborhood that you would like the police to deal with?" We process hundreds of replies each month and categorize them to give you a sense of what people are talking about.



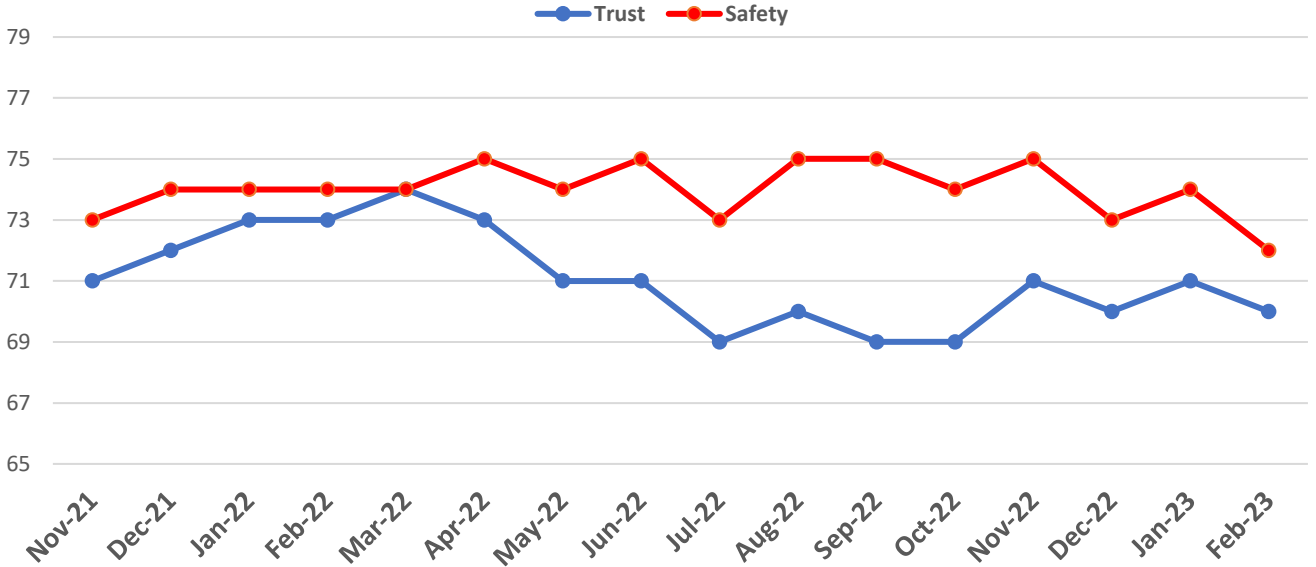
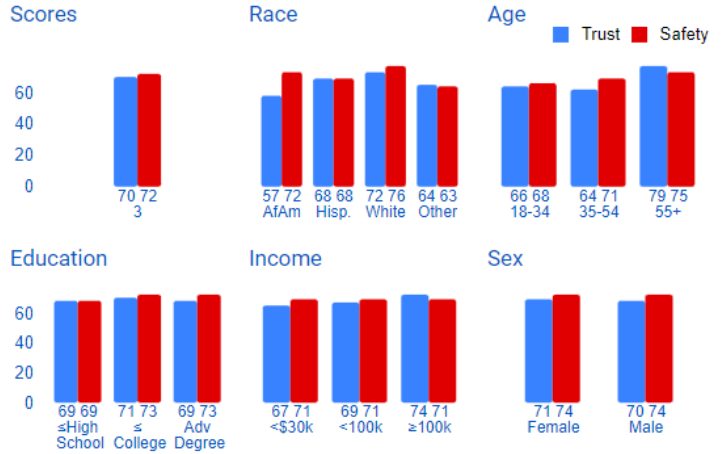
Agency	San Diego PD	Report Range	February 2023
Location	Eastern		

Summary

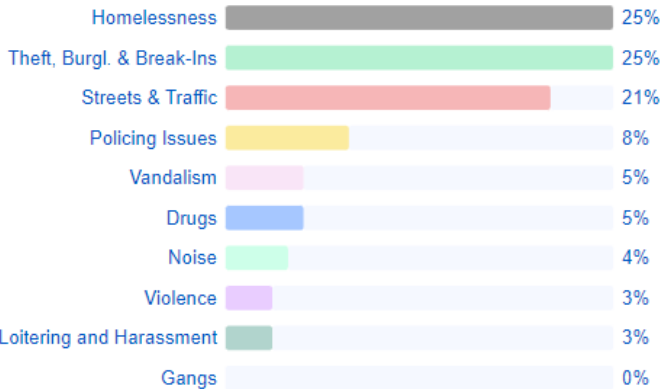
Trust for Eastern Division was down by 1 point compared to the previous month (70). Safety for the Division was down by 2 points compared to the previous month (72).

Homelessness and Theft, Burglary and Break-Ins were the main concerns for the Division (25% for both), followed by Streets & Traffic (21%).

Score Benchmark Chart



EASTERN Concern Benchmark



About this document

What are my Trust and Safety scores?
 We gather data from several hundred city residents each month and produce scores, on a scale of 0 to 100, that measure how people across the city feel.

How are concerns measured?
 Residents are asked the following question: "What is the number one issue or problem on your block or in your neighborhood that you would like the police to deal with?" We process hundreds of replies each month and categorize them to give you a sense of what people are talking about.



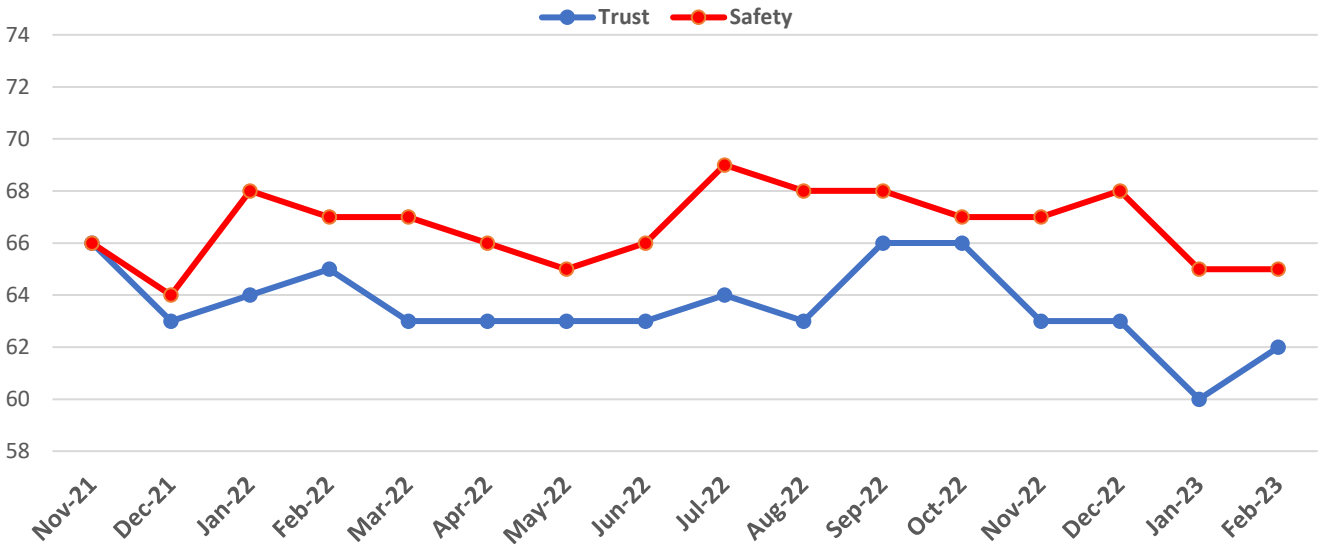
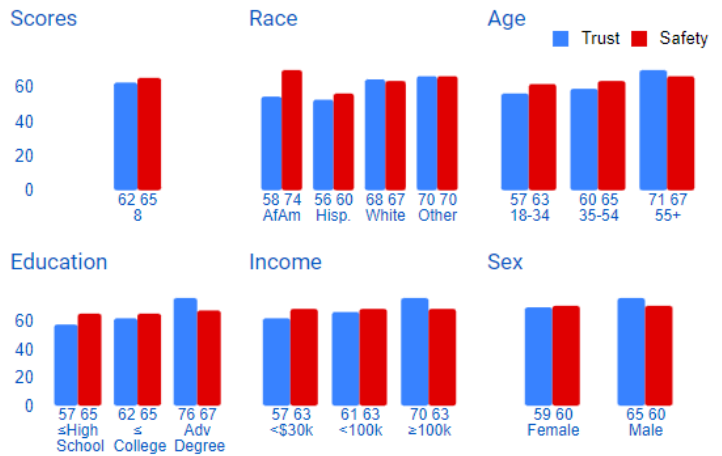
Agency	San Diego PD	Report Range	February 2023
Location	Mid-City		

Summary

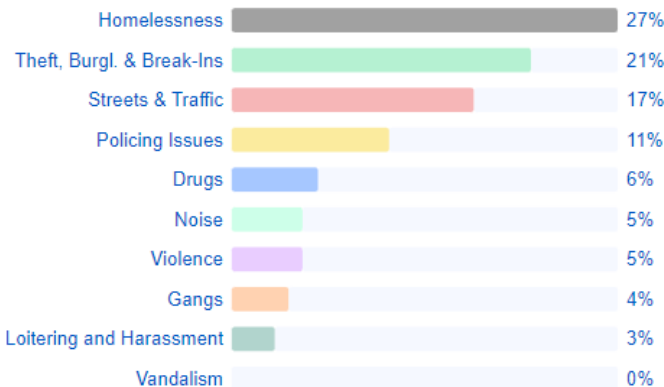
Trust for Mid-City Division was up by 2 points compared to the previous month (62). Safety for the Division was stable without change compared to the previous month (65).

Homelessness was the main concern for the Division (27%) followed by Theft, Burglary and Break-Ins (21%) and Streets & Traffic (17%).

Score Benchmark Chart



MID-CITY Concern Benchmark



About this document

What are my Trust and Safety scores?

We gather data from several hundred city residents each month and produce scores, on a scale of 0 to 100, that measure how people across the city feel.

How are concerns measured?

Residents are asked the following question: "What is the number one issue or problem on your block or in your neighborhood that you would like the police to deal with?" We process hundreds of replies each month and categorize them to give you a sense of what people are talking about.



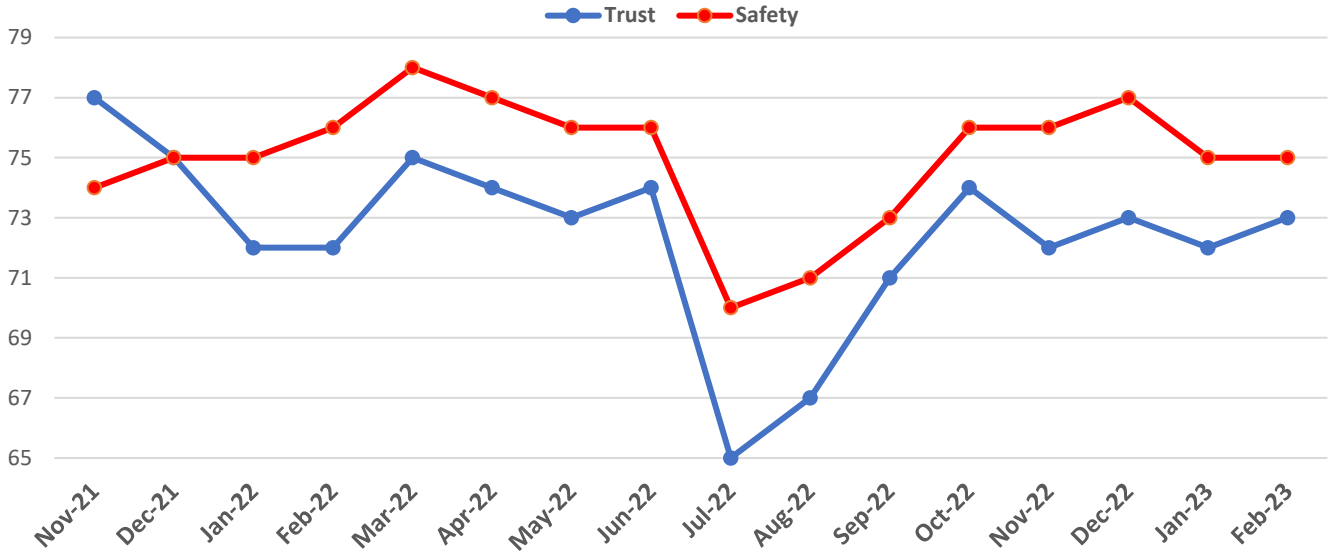
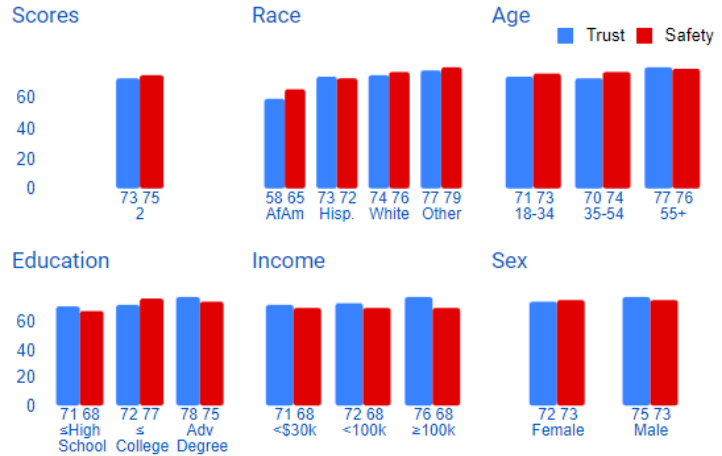
Agency	San Diego PD	Report Range	February 2023
Location	Northeastern		

Summary

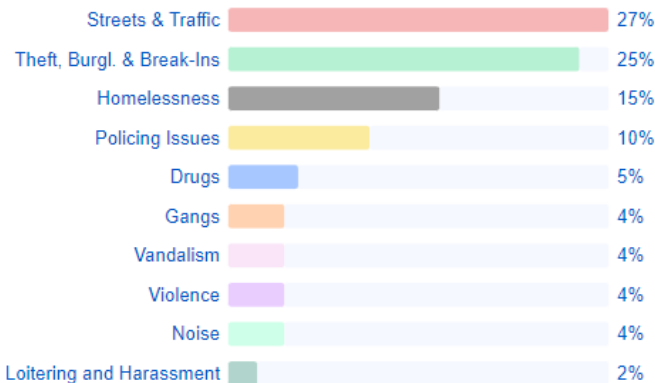
Trust for Northeastern Division was up by 1 point compared to the previous month (73). Safety for the Division was stable without change compared to the previous month (75).

Streets & Traffic was the main concern for the Division (27%), followed by Theft, Burglary and Break-Ins (25%) and Homelessness (15%).

Score Benchmark Chart



NORTHEASTERN Concern Benchmark



About this document

What are my Trust and Safety scores?
We gather data from several hundred city residents each month and produce scores, on a scale of 0 to 100, that measure how people across the city feel.

How are concerns measured?
Residents are asked the following question: "What is the number one issue or problem on your block or in your neighborhood that you would like the police to deal with?" We process hundreds of replies each month and categorize them to give you a sense of what people are talking about.



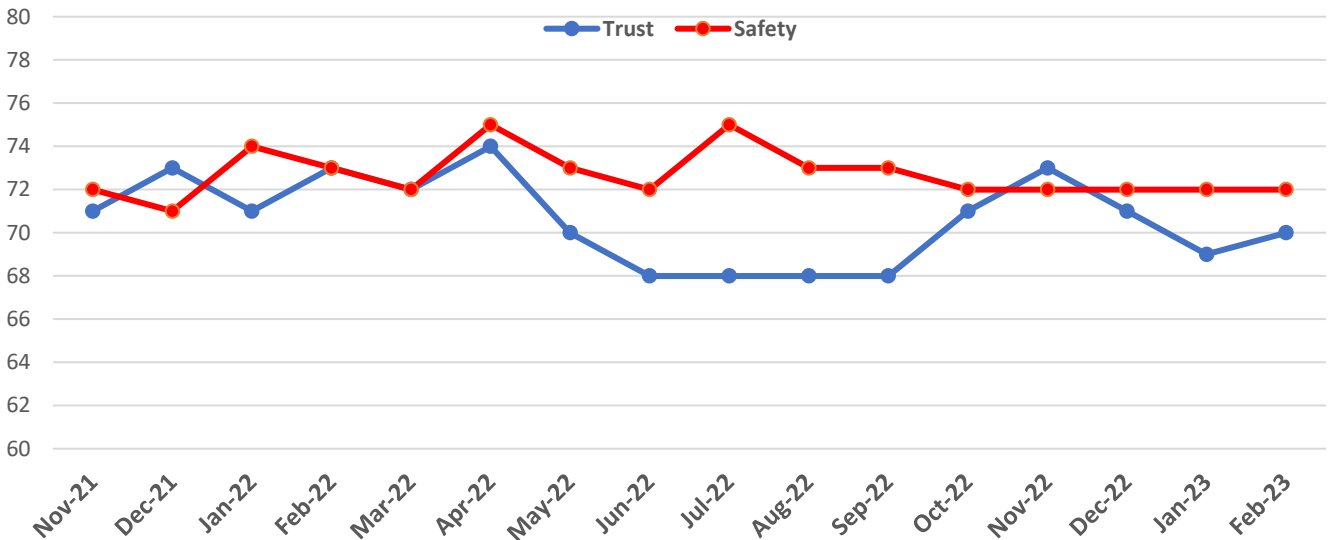
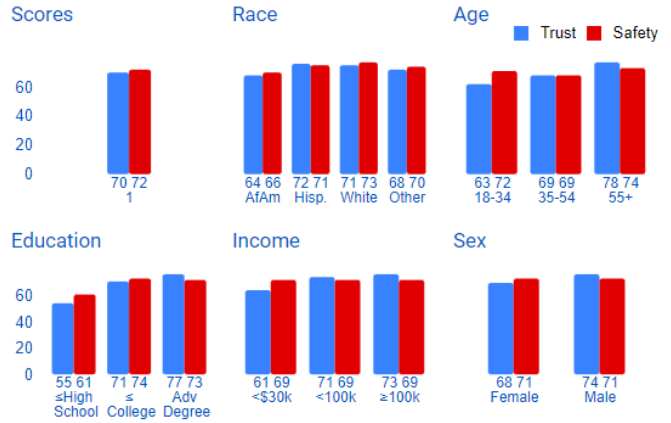
Agency	San Diego PD	Report Range	February 2023
Location	Northern		

Summary

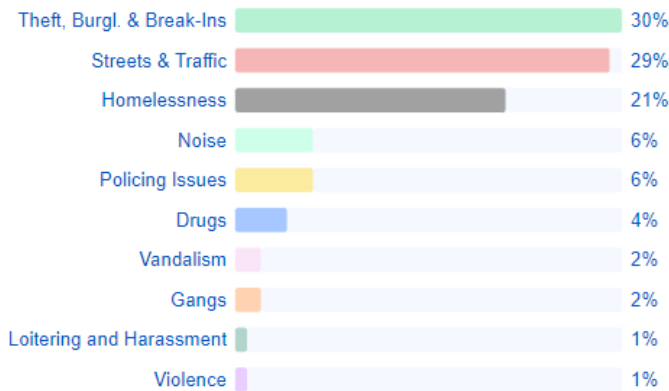
Trust for Northern Division was up by 1 point compared to the previous month (70). Safety for Northern Division was stable without change (72).

Theft, Burglary and Break-Ins was the main concern for the Division (30%), followed by Streets & Traffic (29%) and Homelessness (21%).

Score Benchmark Chart



NORTHERN Concern Benchmark



About this document

What are my Trust and Safety scores?

We gather data from several hundred city residents each month and produce scores, on a scale of 0 to 100, that measure how people across the city feel.

How are concerns measured?

Residents are asked the following question: "What is the number one issue or problem on your block or in your neighborhood that you would like the police to deal with?" We process hundreds of replies each month and categorize them to give you a sense of what people are talking about.



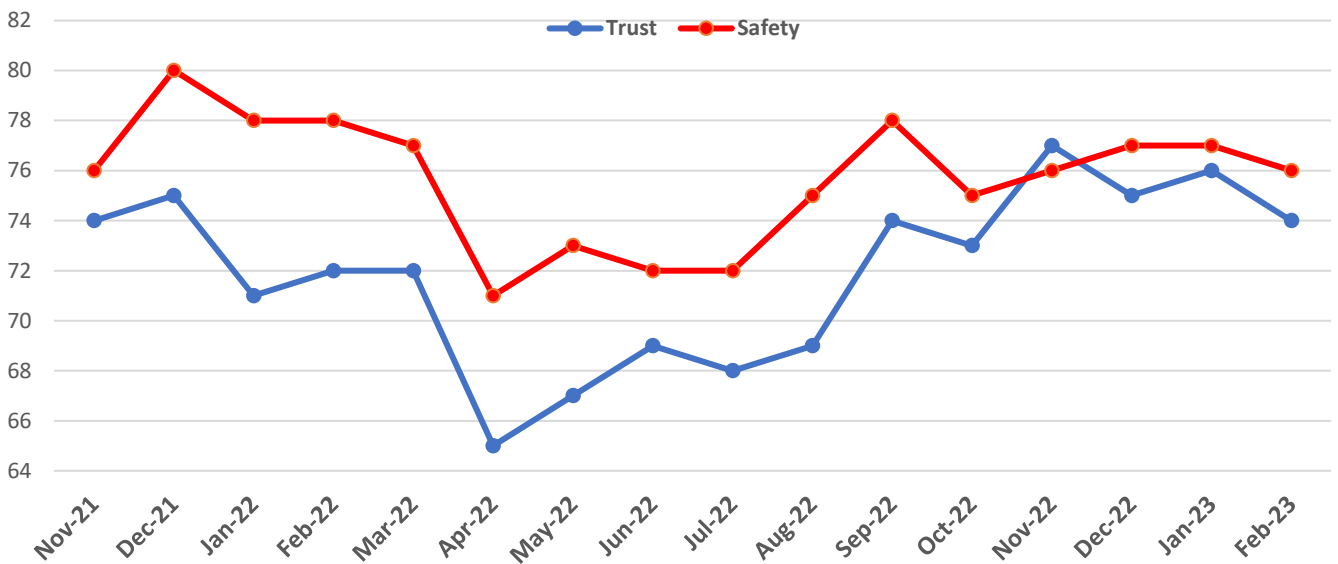
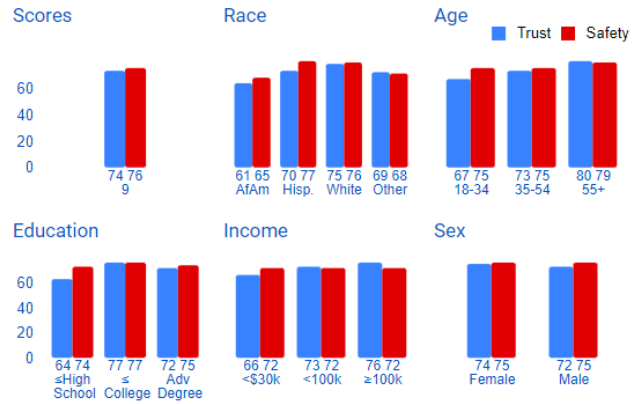
Agency	San Diego PD	Report Range	February 2023
Location	Northwestern		

Summary

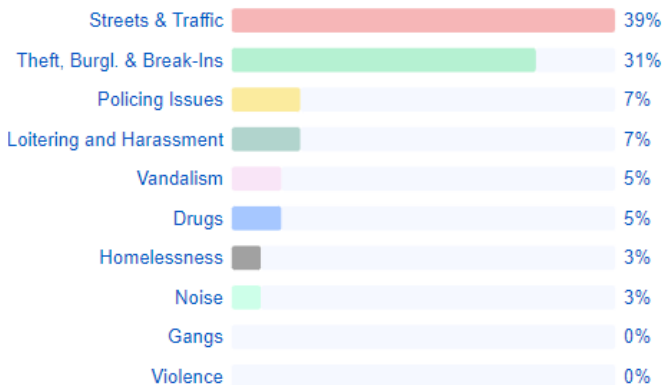
Trust for the Northwestern Division was down by 2-points compared to the previous month (74). Safety for the Division was down by 1-point compared to the previous month (76).

Streets % Traffic was the main concern for the Division (39%), followed by Theft, Burglary and Break-Ins (31%).

Score Benchmark Chart



NORTHWESTERN Concern Benchmark



About this document

What are my Trust and Safety scores?

We gather data from several hundred city residents each month and produce scores, on a scale of 0 to 100, that measure how people across the city feel.

How are concerns measured?

Residents are asked the following question: "What is the number one issue or problem on your block or in your neighborhood that you would like the police to deal with?" We process hundreds of replies each month and categorize them to give you a sense of what people are talking about.



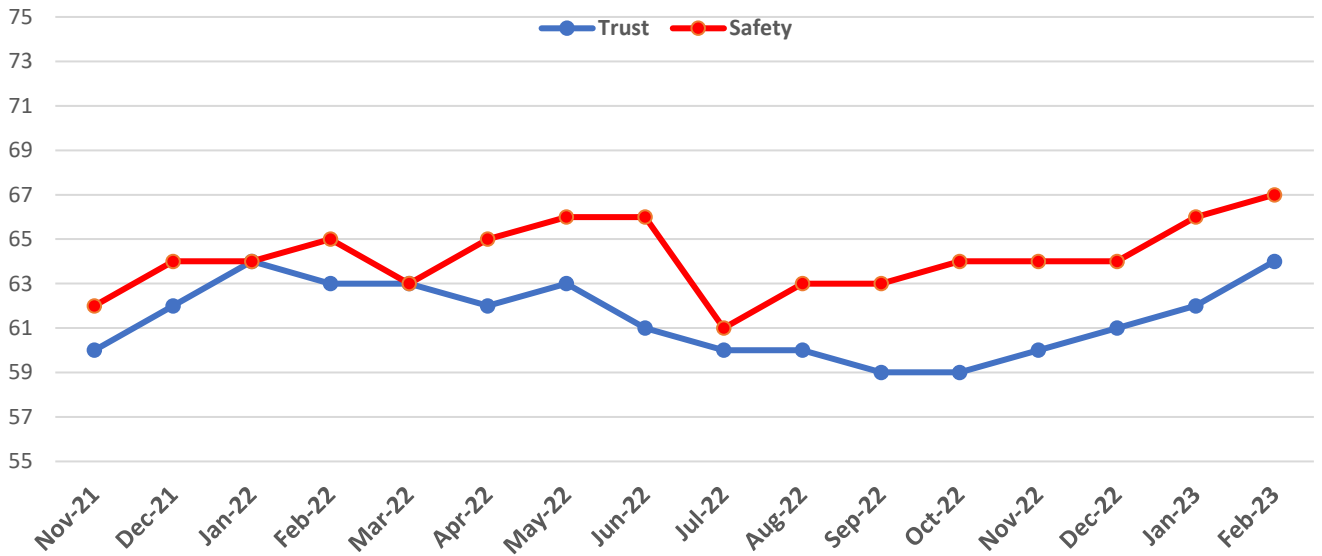
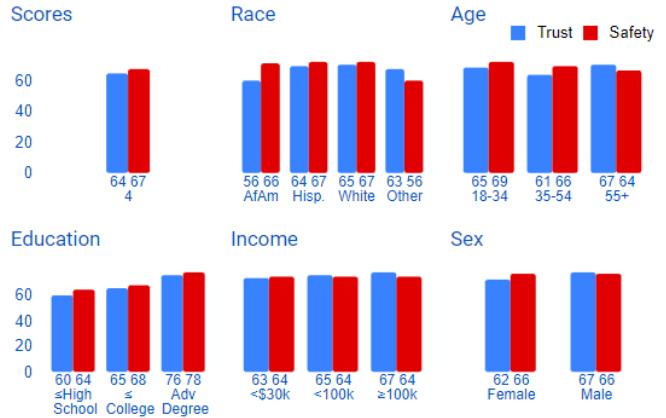
Agency	San Diego PD	Report Range	February 2023
Location	Southeastern		

Summary

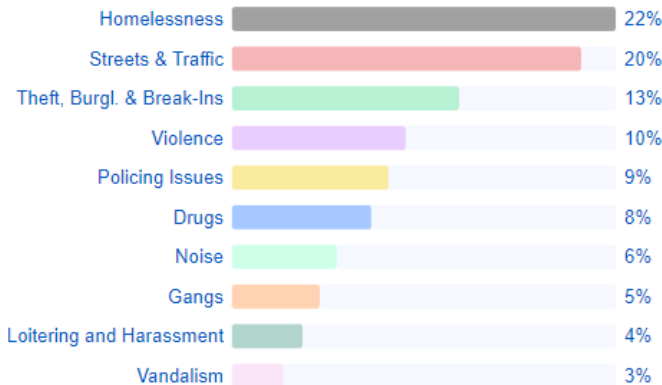
Trust for Southeastern Division was up by 2 points compared to the previous month (64). Safety for the Division was up by 1 point compared to the previous month (67).

Homelessness was the main concern for the Division (22%), followed by Streets & Traffic (20%) and Theft, Burglaries and Break-Ins (13%).

Score Benchmark Chart



SOUTHEASTERN Concern Benchmark



About this document

What are my Trust and Safety scores?
We gather data from several hundred city residents each month and produce scores, on a scale of 0 to 100, that measure how people across the city feel.

How are concerns measured?
Residents are asked the following question: "What is the number one issue or problem on your block or in your neighborhood that you would like the police to deal with?" We process hundreds of replies each month and categorize them to give you a sense of what people are talking about.



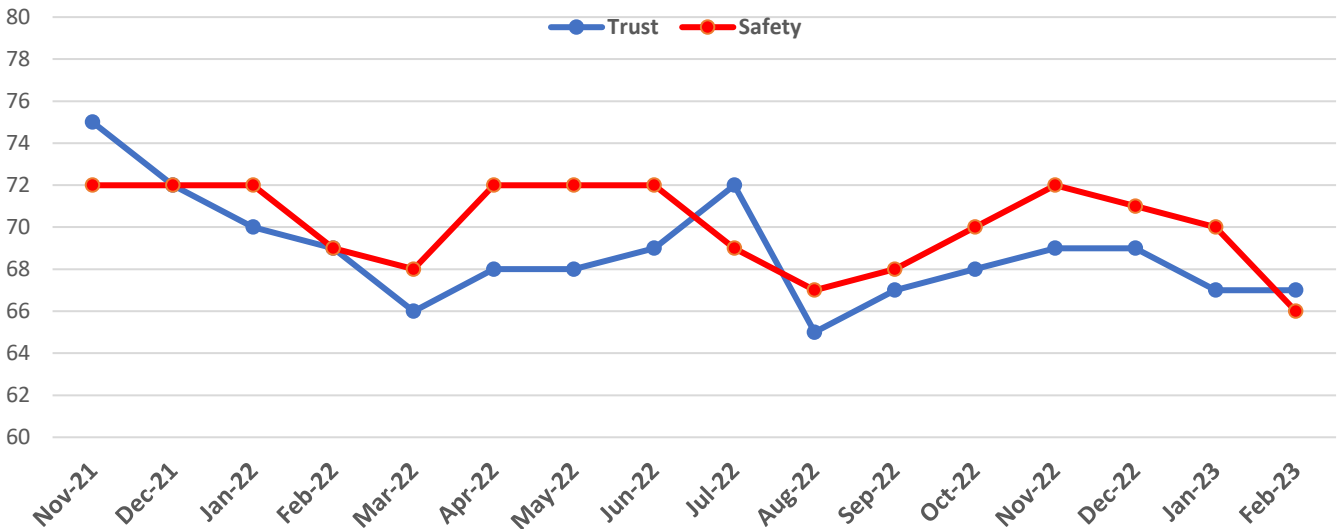
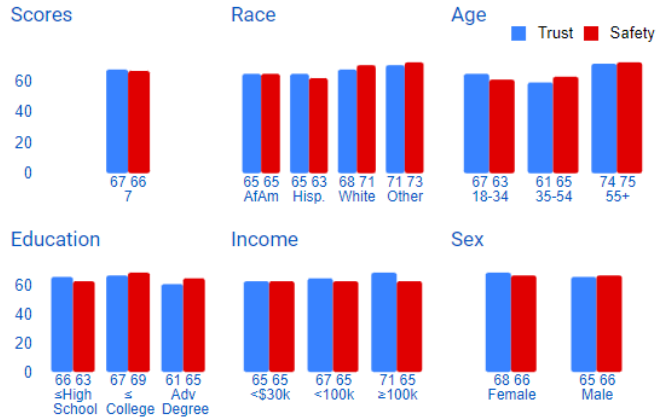
Agency	San Diego PD	Report Range	February 2023
Location	Southern		

Summary

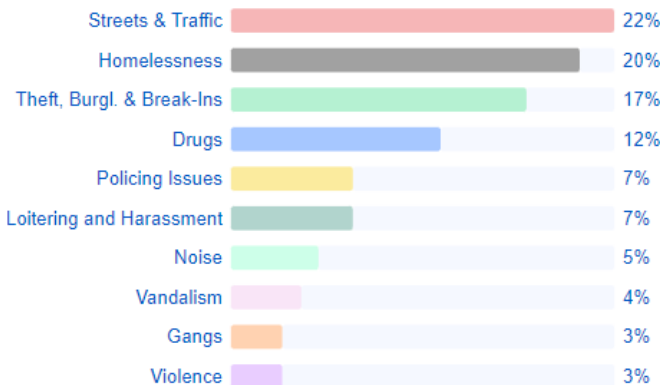
Trust for Southern Division was stable without change compared to the previous month (67). Safety for the Division was down by 4 points (66).

Streets & Traffic remained the main concern for the Division (22%) followed by Homelessness (20%) and Theft, Burglary and Break-Ins and (17%).

Score Benchmark Chart



SOUTHERN Concern Benchmark



About this document

What are my Trust and Safety scores?

We gather data from several hundred city residents each month and produce scores, on a scale of 0 to 100, that measure how people across the city feel.

How are concerns measured?

Residents are asked the following question: "What is the number one issue or problem on your block or in your neighborhood that you would like the police to deal with?" We process hundreds of replies each month and categorize them to give you a sense of what people are talking about.



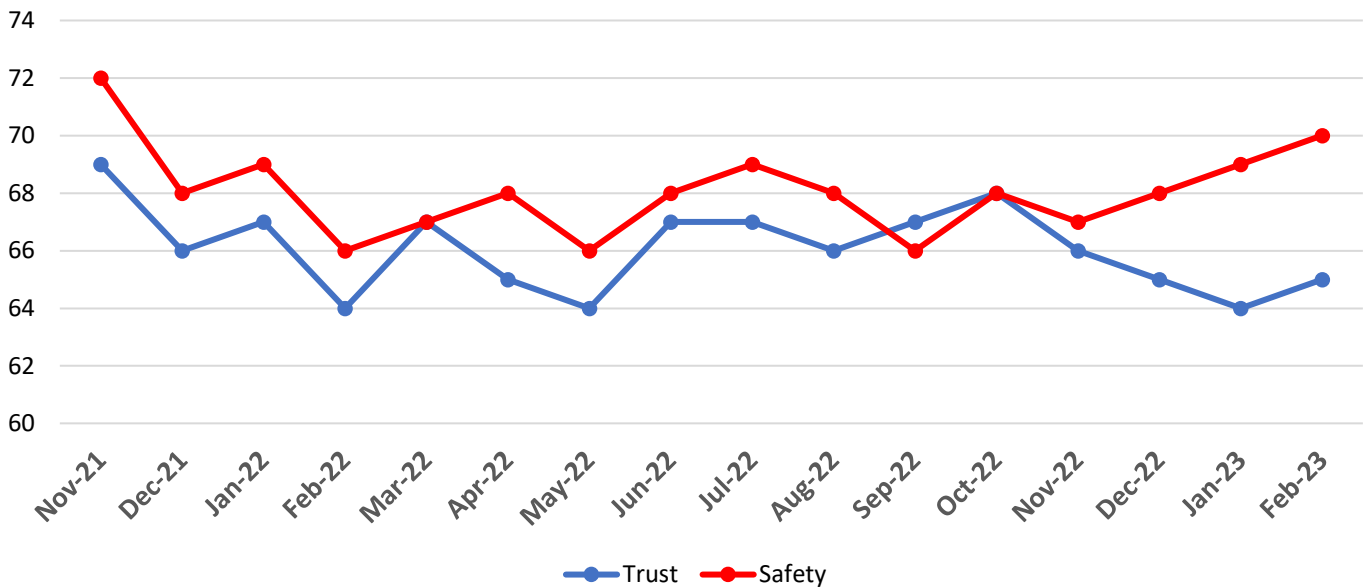
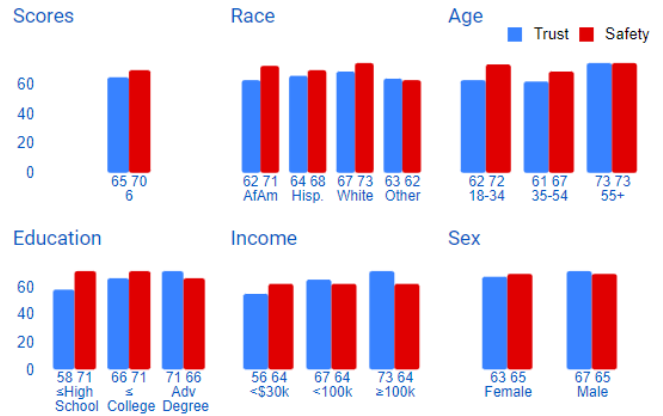
Agency	San Diego PD	Report Range	February 2023
Location	Western		

Summary

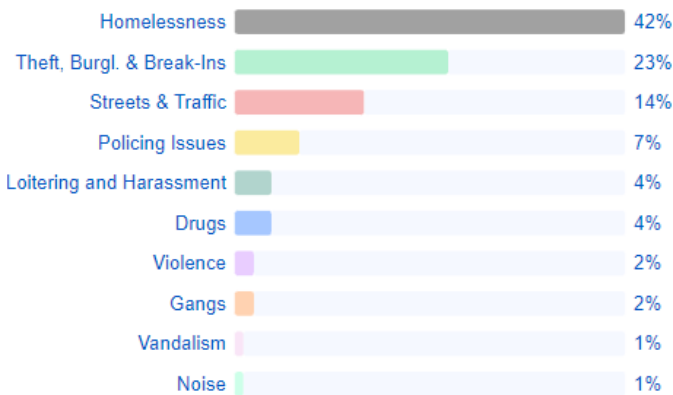
Trust for Western Division was up by 1 point compared to the previous month (65). Safety for the Division was up by 1 point compared to the previous month (70).

Homelessness remained the main concern for the Division (42%) followed by Theft, Burglary and Break-Ins (23%) and Streets & Traffic (14%).

Score Benchmark Chart



WESTERN Concern Benchmark



About this document

What are my Trust and Safety scores?

We gather data from several hundred city residents each month and produce scores, on a scale of 0 to 100, that measure how people across the city feel.

How are concerns measured?

Residents are asked the following question: "What is the number one issue or problem on your block or in your neighborhood that you would like the police to deal with?" We process hundreds of replies each month and categorize them to give you a sense of what people are talking about.